

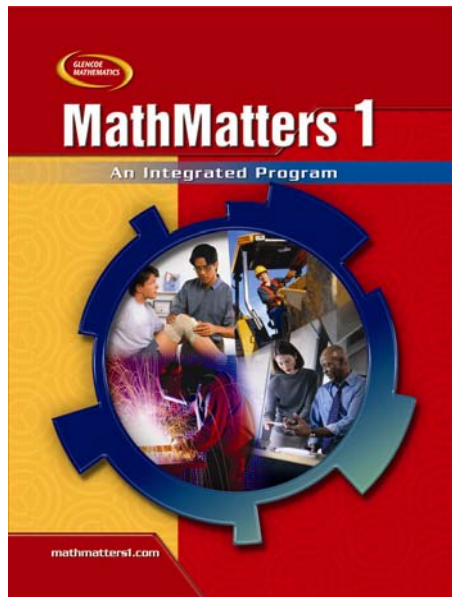




MathMatters 1, 2, 3

An Integrated Program

© 2009



STANDARDS	PAGE REFERENCES		
	Course 1	Course 2	Course 3
STATE GOAL 6: Demonstrate and apply a knowledge and sense of numbers, including numeration and operations (addition, subtraction, multiplication, division), patterns, ratios and proportions.			
<p>Why This Goal Is Important: Numbers and operations on numbers play fundamental roles in helping us make sense of the world around us. Operations such as addition, subtraction, multiplication and division, as well as the ability to find powers and roots, extend the notion of numbers to create tools to model situations and solve problems in our everyday lives. Discussing and solving problems related to budgets, comparing prices on merchandise, understanding the nature of interest charges, measuring fuel consumption and calculating the trajectory for space travel would all be impossible without a sense of numbers and numerical operations. All people must develop this sense of numbers and operations and be able to use it to solve problems using mental computation, paper-and-pencil algorithms, calculators and computers.</p>			
A. Demonstrate knowledge and use of numbers and their representations in a broad range of theoretical and practical settings.			
<p>6.A.4 Identify and apply the associative, commutative, distributive and identity properties of real numbers, including special numbers such as pi and square roots.</p>	<p>Student Edition: 105, 119, 120 #5-#10, #22-#27, 408 Example 1 <i>Are You Ready?</i> 206 #7-#12, 393 #29-#34 <i>Review and Practice Your Skills</i> 122 #38-#46, 123 #82-#87 Annotated Teacher Edition: CE 119 Example 2, Example 4; DI 118; FG 123; TT 206, 393, 408 Teacher Resources: <i>Chapter 3 Resource Masters Extra Practice 83</i> <i>Chapter 8 Resource Masters Extra Practice 297</i></p>	<p>Student Edition: 66-69, 72-75, 76-79, 116-119, 136-139, 390-393, 396-399 Annotated Teacher Edition: TT 72 Teacher Resources: <i>Chapter 2 Resource Masters 44, 45, 47, 48, 50, 51</i> <i>Chapter 3 Resource Masters 96</i></p>	<p>Student Edition: 20-23, 26-29, 34-37, 66-69, 72-75, 76-79, 264-267, 268-271, 426-429, 468-471, 472-475, 483-485, 488-491, 492-495, 498-501, 506-509 Annotated Teacher Edition: ETL 73 Teacher Resources: <i>Chapter 2 Resource Masters 47, 52</i></p>

STANDARDS	PAGE REFERENCES		
	Course 1	Course 2	Course 3
6.A.5 Perform addition, subtraction and multiplication of complex numbers and graph the results in the complex plane.	<p>Foundational topics for the study of complex numbers are taught in Course 1. For example, polynomials are taught on pages 390-429.</p> <p>See Glencoe's <i>Algebra 2</i> © 2005 for addition, subtraction and multiplication of complex numbers.</p>	<p>See <i>MathMatters: An Integrated Program Course 1</i> © 2009.</p> <p>Also see Glencoe's <i>Algebra 2</i> © 2005 for addition, subtraction and multiplication of complex numbers.</p>	<p>See <i>MathMatters: An Integrated Program Course 1</i> © 2009.</p> <p>Also see Glencoe's <i>Algebra 2</i> © 2005 for addition, subtraction and multiplication of complex numbers.</p>
B. Investigate, represent and solve problems using number facts, operations (addition, subtraction, multiplication, division) and their properties, algorithms and relationships.			
6.B.4 Select and use appropriate arithmetic operations in practical situations including calculating wages after taxes, developing a budget and balancing a checkbook.	<p>Student Edition: 59 #53, 72-73, 93 #21, 117 #63, 219 Example 4, 248 #31-#34, 265 Example 4, 267 #48-#51, 284-287 <i>Extra Practice Worksheet</i> 174 <i>MathWorks</i> 217, 269</p> <p>Annotated Teacher Edition: CE 265; EL 73; MW 269</p> <p>Teacher Resources: <i>Chapter 6 Resource Masters Enrichment</i> 204 <i>Chapter 6 Resource Masters Extra Practice</i> 203</p>	<p>Student Edition: 59 #28, 92-93, 111 #47, 114-115, 124 #39, 125 #50-#51, 275 #15-#19, 278 #18, 341 #34, 351 #24-#26 <i>MathWorks</i> 61, 81</p> <p>Teacher Resources: <i>Chapter 3 Resource Masters</i> 79</p>	<p>Student Edition: 22 #22, 28 #31, #39-#40, 37 #42, 65 #17-#19, 69 #25, 75 #33, 93 #5, 247 #38-#41, 261 #14-#15, 269 Example 3, 275 #5, 282-285, 596 #19, #21-#22 <i>DataFile</i> 648-649 <i>MathWorks</i> 33, 273, 477</p> <p>Annotated Teacher Edition: ETL 31, 284</p>

STANDARDS	PAGE REFERENCES		
	Course 1	Course 2	Course 3
6.B.5 Identify, represent and apply numbers expressed in exponential, logarithmic and scientific notation using contemporary technology.	<p>Student Edition: 116 #39, #41 Technology can be used with the following page references: 132-135, 144 #13-#16</p> <p>Teacher Resources: <i>Chapter 3 Resource Masters</i> <i>Extra Practice</i> 98</p>	<p>Student Edition: 82-85, 86-89, 386-389, 390-393, 396-399 <i>MathWorks</i> 385 <i>Technology Note</i> 88</p> <p>Annotated Teacher Edition: AA 88; TT 82, 86</p> <p>Teacher Resources: <i>Chapter 2 Resource Masters</i> 53, 54, 55, 56, 57 <i>Chapter 9 Resource Masters</i> 286</p>	<p>Student Edition: 38-41, 430-433, 468-471, 472-475, 594-597, 600-603 <i>Calculator</i> 41 #29-#30</p> <p>Annotated Teacher Edition: DI 595, 600; ETL 39; PE 471</p> <p>Teacher Resources: <i>Chapter 1 Resource Masters</i> 24 <i>Chapter 13 Resource Masters</i> 438, 441</p>
C. Compute and estimate using mental mathematics, paper-and-pencil methods, calculators and computers.			
6.C.4 Determine whether exact values or approximations are appropriate (e.g., bid a job, determine gas mileage for a trip).	<p>Student Edition: 52 #1-#2, 54 #34-#35 <i>MathWorks</i> 61 #2</p> <p>Annotated Teacher Edition: TT 267</p> <p>Teacher Resources: <i>Chapter 2 Resource Masters</i> <i>Enrichment</i> 37</p>	<p>Student Edition: 16-19, 20-23, 107 #36-#38, 484-487, 508-509 <i>Are You Ready?</i> 5 <i>MathWorks</i> 483</p> <p>Annotated Teacher Edition: ETL 480</p> <p>Teacher Resources: <i>Chapter 1 Resource Masters</i> 10, 11, 12 <i>Chapter 11 Resource Masters</i> 368, 369</p>	<p>Student Edition: 20-23, 28 #31, 38-41, 86-89, 199 #3, 208 #14, 209 #23, 306-309, 596 #15-#21 <i>Chapter Investigation</i> 199 <i>MathWorks</i> 33, 81, 253</p> <p>Annotated Teacher Edition: AA 308; ETL 21, 22, 23</p>

STANDARDS	PAGE REFERENCES		
	Course 1	Course 2	Course 3
6.C.5 Determine the level of accuracy needed for computations involving measurement and irrational numbers.	Student Edition: 52-55, 63 Example 3, 64 #25-#28 <i>MathWorks</i> 61 Annotated Teacher Edition: CE 53; I 52; LW 54; TT 267 Teacher Resources: <i>Chapter 2 Resource Masters Enrichment</i> 37 <i>Chapter 2 Resource Masters Extra Practice</i> 36, 42 #15-#18 <i>Chapter 2 Resource Masters Reteaching</i> 35	Student Edition: 139 #44-#51, 232-233, 244-247, 427 Example 3, 429 #27, 432-435, 456-459, 484-487, 488-491, 494-497 <i>Are You Ready?</i> 103 #38-#45 <i>Chapter Investigation</i> 293, 299 #27, 313 #32 Annotated Teacher Edition: ETL 434; TT 196 Teacher Resources: <i>Chapter 5 Resource Masters</i> 163, 164 <i>Chapter 10 Resource Masters</i> 330, 331, 332	Student Edition: 202-205, 206-209, 216-217, 224-227, 230-233, 426-429, 430-433, 436-439, 614-617, 618-621 <i>MathWorks</i> 453 Annotated Teacher Edition: TT 427 Teacher Resources: <i>Chapter 5 Resource Masters</i> 148, 154, 161, 163

STANDARDS	PAGE REFERENCES		
	Course 1	Course 2	Course 3
D. Solve problems using comparison of quantities, ratios, proportions and percents.			
6.D.4 Solve problems involving recipes or mixtures, financial calculations and geometric similarity using ratios, proportions and percents.	Student Edition: 74-77, 84-87, 223, 260-263, 264-267, 270-273, 274-277, 280-283, 284-287, 290-293 Annotated Teacher Edition: AA 284; CE 85 Example 3 – Example 4, 275; EL 223; TT 273 Teacher Resources: <i>Chapter 2 Resource Masters Enrichment 52</i> <i>Chapter 6 Resource Masters Enrichment 189, 195, 201</i>	Student Edition: 122-125, 316-319, 474-477, 478-481, 488-491, 494-497, 498-501 <i>MathWorks 483, 503</i> Annotated Teacher Edition: ETL 480; TT 478 Teacher Resources: <i>Chapter 3 Resource Masters 85, 86</i> <i>Chapter 11 Resource Masters 347, 348, 350, 351, 352, 361</i>	Student Edition: 202-205, 296-299, 300-303, 306-309, 310-313, 316-319, 320-323 <i>Chapter Investigation 199, 293</i> <i>MathWorks 305, 325</i> Annotated Teacher Edition: AA 308, 323; ETL 204, 205, 306, 307, 309, 314, 315; FG 209, 310 Teacher Resources: <i>Chapter 5 Resource Masters 147</i> <i>Chapter 7 Resource Masters 217, 223, 229</i>
6.D.5 Solve problems involving loans, mortgages and other practical applications involving geometric patterns of growth.	Student Edition: 280-283 <i>Review 297-298 Lesson 6-5</i> <i>Review and Practice Your Skills 288 #1-#15</i> Annotated Teacher Edition: CE 281, 288; EL 281, 295; I 280; LW 282 Teacher Resources: <i>Chapter 6 Resource Masters Extra Practice 200</i> <i>Chapter 6 Resource Masters Reteaching 199</i>	Student Edition: 84 #34-#37, 85 #54, 92-93, 274-275, 276-279, 284 #15, 285 #22 Teacher Resources: <i>Chapter 1 Resource Masters 24</i> <i>Chapter 2 Resource Masters 60</i> <i>Chapter 6 Resource Masters 195, 196, 197, 198, 199, 200</i>	Student Edition: 52-55, 282-285, 481 #46, 533 #20-#24, 584-587, 594-597, 600-603 <i>MathWorks 529, 571</i> Annotated Teacher Edition: ETL 54, 601 Teacher Resources: <i>Chapter 13 Resource Masters 441</i>

STANDARDS	PAGE REFERENCES		
	Course 1	Course 2	Course 3
STATE GOAL 7: Estimate, make and use measurements of objects, quantities and relationships and determine acceptable levels of accuracy.			
<p>Why This Goal Is Important: Measurement provides a way to answer questions about “how many,” “how much” and “how far.” It is an indispensable component of business, manufacturing, art, medicine and many other aspects of daily life. We describe the sizes, capacities and values of many things, from the large distances involved in space travel, to the very small quantities in computer design and microbiology, to the varying values of currencies in international monetary exchange. All people must be able to choose an appropriate level of accuracy for a measurement; to select what measuring instruments to use and to correctly determine the measures of objects, space and time. These activities require people to be able to use standard instruments including rulers, volume and capacity measures, timers and emerging measurement technologies found in the home and workplace.</p>			
A. Measure and compare quantities using appropriate units, instruments and methods.			
<p>7.A.4a Apply units and scales to describe and compare numerical data and physical objects.</p>	<p>Student Edition: 144 Example 3, #17, 159 #51, 184-187, 336 #35-#36, 506 Example 1 <i>MathWorks</i> 165, 183</p> <p>Teacher Resources: <i>Chapter 4 Resource Masters Enrichment</i> 131</p>	<p>Student Edition: 89 #66*, 111 #46, 122, 124 #11, 125 #41, 432-435, 452-455, 455 #29, 459 #28-#30 <i>MathWorks</i> 113, 273, 503</p> <p>* in this problem, the student should look at page 573</p>	<p>Student Edition: 202-205, 208 #11, 212-215, 296-299, 306-309 <i>MathWorks</i> 305</p> <p>Annotated Teacher Edition: AA 203; ETL 202, 204, 205; FG 209</p> <p>Teacher Resources: <i>Chapter 5 Resource Masters</i> 146, 147, 151</p>

STANDARDS	PAGE REFERENCES		
	Course 1	Course 2	Course 3
<p>7.A.4b Apply formulas in a wide variety of theoretical and practical real-world measurement applications involving perimeter, area, volume, angle, time, temperature, mass, speed, distance, density and monetary values.</p>	<p>Student Edition: 169 #34-#36, 184-187, 188-191, 194-197, 290-293, 317 #39-#42 <i>MathWorks</i> 217</p> <p>Annotated Teacher Edition: AA 185; CE 185, 189</p> <p>Teacher Resources: <i>Chapter 4 Resource Masters Enrichment</i> 131 <i>Chapter 2 Resource Masters Reteaching</i> 47</p>	<p>Student Edition: 104-107, 110 #44, #47, 119 #47, 206-209, 222-225, 248-251, 254-257, 274-275, 282-285, 456-459, 462-463 <i>MathWorks</i> 113</p> <p>Annotated Teacher Edition: ETL 107, 223, 285; TT 105</p> <p>Teacher Resources: <i>Chapter 3 Resource Masters</i> 87 <i>Chapter 5 Resource Masters</i> 150, 159 <i>Chapter 6 Resource Masters</i> 182</p>	<p>Student Edition: 206-209, 212-215, 216-217, 224-227, 230-233, 247 #38-#41, 256 #14, 268-271, 586 #10 <i>MathWorks</i> 211, 229</p> <p>Annotated Teacher Edition: ETL 207, 208, 209, 214, 217, 233; FG 226</p> <p>Teacher Resources: <i>Chapter 5 Resource Masters</i> 162</p>
<p>7.A.5 Apply nonlinear scales (e.g., Richter, decibel, pH) to solve practical problems.</p>	<p>Student Edition: 338-341</p> <p>Annotated Teacher Edition: EL 341</p> <p>Teacher Resources: <i>Chapter 7 Resource Masters Reteaching</i> 242</p>	<p>Student Edition: 268-271, 276-279, 282-285</p> <p>Annotated Teacher Edition: ETL 277, 284, 285</p> <p>Teacher Resources: <i>Chapter 6 Resource Masters</i> 193, 198, 199, 200</p>	<p>Student Edition: 530-533, 540-543, 573 #16, 580-583, 584-587, 594-597, 600-603, 631 #30 <i>Chapter Investigation</i> 517, 537, 559, 568 <i>MathWorks</i> 589</p> <p>Annotated Teacher Edition: ETL 583; FG 581</p> <p>Teacher Resources: <i>Chapter 13 Resource Masters</i> 427, 428, 430, 431, 441</p>

STANDARDS	PAGE REFERENCES		
	Course 1	Course 2	Course 3
B. Estimate measurements and determine acceptable levels of accuracy.			
7.B.4 Estimate and measure the magnitude and directions of physical quantities (e.g., velocity, force, slope) using rulers, protractors and other scientific instruments including timers, calculators and computers.	Student Edition: 303, 311 #50, 324-327, 330 #7, 331 #26, 340 #12 <i>MathWorks</i> 313, 333 #3 <i>Review</i> 344 Chapter Investigation Annotated Teacher Edition: CE 325, 332; CI 303; MW 333; T 344	Student Edition: 197 Example 3, 202, 205 #36, 206, 212, 215 #28, 216, 222, 226, 232-233, 251 #36-#40, 282 Annotated Teacher Edition: ETL 216, 219, 228, 284; TT 196, 213	Student Edition: 306-309 <i>Chapter Investigation</i> 199, 233, 293, 299, 309, 323, 517, 523, 533, 537 Annotated Teacher Edition: ETL 208, 217, 245; FG 226
7.B.5 Estimate perimeter, area, volume, and capacity of irregular shapes, regions and solids and explain the reasoning supporting the estimate.	Student Edition: 55 #40, #42, 63 Example 3, 64 #25-#28, 90-93 <i>Review and Practice Your Skills</i> 70 #13-#18 Annotated Teacher Edition: CE 63 Example 3, 91; EL 91 Teacher Resources: <i>Chapter 2 Resource Masters Enrichment</i> 61 <i>Chapter 2 Resource Masters Extra Practice</i> 41, 60 <i>Chapter 2 Resource Masters Reteaching</i> 59	Student Edition: 434 #15, 435 #23, #27, 449 #26-#27, 454 #15, 455 #26, 457-459 Annotated Teacher Edition: FG 435 Teacher Resources: <i>Chapter 10 Resource Masters</i> 327, 329, 330, 331	Student Edition: 216-217, 227 #22, 232 #8-#9, 233 #14-#15 Annotated Teacher Edition: ETL 217, 233 Teacher Resources: <i>Chapter 2 Resource Masters</i> 55 <i>Chapter 5 Resource Masters</i> 154, 155, 162

STANDARDS	PAGE REFERENCES		
	Course 1	Course 2	Course 3
C. Select and use appropriate technology, instruments and formulas to solve problems, interpret results and communicate findings.			
7.C.4a Make indirect measurements, including heights and distances, using proportions (e.g., finding the height of a tower by its shadow).	Student Edition: 76 #50-#53, 77 #59-#60 Teacher Resources: <i>Chapter 2 Resource Masters Enrichment 37</i>	Student Edition: 474-477, 478-481, 484-487, 488-491, 494-497, 498-501, 504-507, 508-509 <i>MathWorks</i> 483, 503 Annotated Teacher Edition: ETL 480; TT 478 Teacher Resources: <i>Chapter 11 Resource Masters</i> 350, 351, 352, 359, 360, 361	Student Edition: 326-327, 614-617, 618-621, 623 #1-#5 Annotated Teacher Edition: AA 327; ETL 326; FG 621 Teacher Resources: <i>Chapter 7 Resource Masters</i> 233, 234 <i>Chapter 14 Resource Masters</i> 456, 457
7.C.4b Interpret scale drawings and models using maps and blueprints.	Student Edition: 59 #62, 77 #64, 84-87, 96, 171 #8 <i>MathWorks</i> 79 <i>Working Together</i> 49 Annotated Teacher Edition: CE 85; CI 49 Teacher Resources: <i>Chapter 2 Resource Masters Enrichment 37, 58</i> <i>Chapter 2 Resource Masters Extra Practice 57</i> <i>Chapter 2 Resource Masters Reteaching 56</i>	Student Edition: 122-125, 316-319	Student Edition: 209 #19, 306-309 <i>Chapter Investigation</i> 293 Annotated Teacher Edition: AA 308; ETL 307, 309 Teacher Resources: <i>Chapter 7 Resource Masters</i> 221, 222

STANDARDS	PAGE REFERENCES		
	Course 1	Course 2	Course 3
<p>7.C.4c Convert within and between measurement systems and monetary systems using technology where appropriate.</p>	<p>Student Edition: 56-58 <i>Review and Practice Your Skills</i> 60 #23-#54</p> <p>Annotated Teacher Edition: CE 57; DI 56, 58; EL 57; I 52, 56; LW 58</p> <p>Teacher Resources: <i>Chapter 2 Resource Masters Enrichment 40</i> <i>Chapter 2 Resource Masters Extra Practice 39</i> <i>Chapter 2 Resource Masters Reteaching 38</i></p>	<p>Student Edition: 88 Example 4, 89 #66, 107 #27, 119 #37-#40, 455 #21-#22, 455 #29</p>	<p>Student Edition: 202-205, 481 #45</p> <p>Annotated Teacher Edition: ETL 204, 205, 217</p> <p>Teacher Resources: <i>Chapter 5 Resource Masters 145, 146</i></p>
<p>7.C.5a Use dimensional analysis to determine units and check answers in applied measurement problems.</p>	<p>Student Edition: 59 #62, 76 #50-#53, 77 #59-#60, 84-87, 96, 171 #8</p> <p><i>MathWorks 79</i> <i>Working Together 49</i></p> <p>Annotated Teacher Edition: CE 85; CI 49</p> <p>Teacher Resources: <i>Chapter 2 Resource Masters Enrichment 37, 58</i> <i>Chapter 2 Resource Masters Extra Practice 57</i> <i>Chapter 2 Resource Masters Reteaching 56</i></p>	<p>The following page references can be integrated to meet this standard.</p> <p>Student Edition: 88 Example 4, 89 #66, 111 #46, 122-125, 138 #39, 139 #41-#43, #55-#56, 276-279, 282-285, 432-435, 452-455, 456-459</p> <p>Annotated Teacher Edition: TT 452, 478</p>	<p>The following chapter can be integrated to meet this standard.</p> <p>Student Edition: Chapter 5</p>

STANDARDS	PAGE REFERENCES		
	Course 1	Course 2	Course 3
<p>7.C.5b Determine how changes in one measure may affect other measures (e.g., what happens to the volume and surface area of a cube when the side of the cube is halved).</p>	<p>Student Edition: 184, 187 #32, 196 #22 <i>MathWorks</i> 183</p> <p>Annotated Teacher Edition: CE 189 Example 3; EL 184, 189; I 188; MW 183</p> <p>Teacher Resources: <i>Chapter 4 Resource Masters</i> <i>Extra Practice</i> 130</p>	<p>Student Edition: 380, 454 #17, 455 #28-#29</p>	<p>Student Edition: 208 #11, 227 #17-#19, 233 #19-#20</p> <p>Annotated Teacher Edition: ETL 208; FG 209, 231</p> <p>Teacher Resources: <i>Chapter 5 Resource Masters</i> 164</p>
<p>STATE GOAL 8: Use algebraic and analytical methods to identify and describe patterns and relationships in data, solve problems and predict results.</p> <p>Why This Goal Is Important: Algebra unites patterns and quantities in patterns with the means of describing change through the use of variables and functions. Its concepts and analytical methods allow people to consider general solutions to problems with common characteristics and develop related formulas. Algebra provides verbal, symbolic and graphical formats for discussing and representing settings as diverse as the pricing patterns of merchandise in a store, the behavior of a car as it accelerates or slows down, the changes in two chemicals as they react with one another, or the type of variation existing in a comparison of two factors in the economy. All people must be able to use algebraic methods to construct and examine tables of values; to interpret the relationships expressed by patterns in these tables; to relate change and variation in graphs and formulas; to reason about changes in quantities and the relationships involved in changes; and to find solutions to everyday problems using algebra's symbolic manipulation and formulas.</p> <p>A. Describe numerical relationships using variables and patterns.</p>			
<p>8.A.4a Use algebraic methods to convert repeating decimals to fractions.</p>	<p>Student Edition: 118</p> <p>Annotated Teacher Edition: CE 119; EL 20</p>	<p>The following section can be integrated to meet this standard.</p> <p>Student Edition: Section 2-1 with the corresponding <i>Enrichment Activity</i> and Section 3-4</p>	<p>The following section can be integrated to meet this standard.</p> <p>Student Edition: Chapter 2 Section 5</p>

STANDARDS	PAGE REFERENCES		
	Course 1	Course 2	Course 3
<p>8.A.4b Represent mathematical patterns and describe their properties using variables and mathematical symbols.</p>	<p>Student Edition: 128-129, 320 Example 4, 321 #39, 337 #45 <i>MathWorks</i> 131, 505</p> <p>Annotated Teacher Edition: CE 129; EL 129; MW 131, 505; TT 128</p> <p>Teacher Resources: <i>Chapter 6 Resource Masters Reteaching</i> 129</p>	<p>Student Edition: 82, 86, 92-93, 206, 268, 274-275, 334, 488, 538-541 <i>Are You Ready?</i> 243</p> <p>Annotated Teacher Edition: AA 59; DI 411; ETL 223, 409, 541; TT 86</p> <p>Teacher Resources: <i>Chapter 2 Resource Masters</i> 59, 60, 61 <i>Chapter 6 Resource Masters</i> 195, 196, 197</p>	<p>Student Edition: 52-55, 56-59, 62-65, 124-127 <i>Graphing</i> 248</p> <p>Annotated Teacher Edition: DI 55; ETL 53, 127; FG 52, 63, 124, 125</p> <p>Teacher Resources: <i>Chapter 2 Resource Masters</i> 35, 36, 58 <i>Chapter 3 Resource Masters</i> 78, 85, 86, 87 <i>Chapter 6 Resource Masters</i> 188 <i>Chapter 12 Resource Masters</i> 385</p>
<p>8.A.5 Solve mathematical problems involving recursive patterns and use models that employ such relationships.</p>	<p>Student Edition: 128-129, 232-235, 320 Example 4, 321 #39, 337 #45 <i>MathWorks</i> 131, 505</p> <p>Annotated Teacher Edition: CE 129; EL 112, 129, 233; I 232; MW 131, 505; TT 128, 232, 234</p> <p>Teacher Resources: <i>Chapter 5 Resource Masters Extra Practice</i> 165 <i>Chapter 6 Resource Masters Reteaching</i> 129</p>	<p>The following page references can be integrated to meet this standard.</p> <p>Student Edition: 92-93, 274-275</p> <p>Teacher Resources: <i>Chapter 2 Resource Masters</i> 59, 60, 61 <i>Chapter 6 Resource Masters</i> 195, 196, 197</p>	<p>The following page references can be integrated to meet this standard.</p> <p>Student Edition: 52-55</p> <p>Annotated Teacher Edition: ETL 53; FG 52</p> <p>Teacher Resources: <i>Chapter 2 Resource Masters</i> 35, 36, 58</p>

STANDARDS	PAGE REFERENCES		
	Course 1	Course 2	Course 3
B. Interpret and describe numerical relationships using tables, graphs and symbols.			
8.B.4a Represent algebraic concepts with physical materials, words, diagrams, tables, graphs, equations and inequalities and use appropriate technology.	Student Edition: 208, 214 #14, 218, 222 Example 2, 238-239 Annotated Teacher Edition: AA 209; CE 223; DI 212, 218; EL 213 Teacher Resources: <i>Chapter 5 Resource Masters Enrichment 156, 163</i>	Student Edition: 38-41, 52, 59 #31-#34, 64 #42-#44, 68 Example 4, 69 #48-#50, 72, 74 #48-#51, 82, 108, 111 #48-#50, 114-115, 116-119, 132-135, 158-161, 254-257, 258-261, 274-275, 276, 282, 338-341	Student Edition: 62-65, 66-69, 72-75, 76-79, 244-247, 258-261, 282-285, 368-371, 472-482, 520-523, 530-533, 550-551, 566-569 Annotated Teacher Edition: DI 57, 69; TT 533 Teacher Resources: <i>Chapter 2 Resource Masters 43 Chapter 6 Resource Masters 185, 188 Chapter 12 Resource Masters 385 Chapter 13 Resource Masters 420</i>
8.B.4b Use the basic functions of absolute value, square root, linear, quadratic and step to describe numerical relationships.	Student Edition: 105-107, 108-111, 142-145 Annotated Teacher Edition: CE 143; EL 143; LW 106; MC 113; TT 106 Teacher Resources: <i>Chapter 3 Resource Masters Enrichment 75, 99 Chapter 3 Resource Masters Extra Practice 74, 98 Chapter 3 Resource Masters Reteaching 73, 97</i>	Student Edition: 52-55, 136-139, 248-251, 254-257, 264-267 #26, 268-271, 274-275, 276-279, 282-285 <i>MathWorks 273</i> Teacher Resources: <i>Chapter 6 Resource Masters 183, 184, 189, 190, 197, 198, 199, 200</i>	Student Edition: 10-13, 62-65, 76-79, 244-247, 254-257, 258-261, 276-279, 426-429, 436-439, 520-523, 524-527, 530-533, 540-543, 590-593 Teacher Resources: <i>Chapter 2 Resource Masters 43 Chapter 12 Resource Masters 385, 388, 391</i>

STANDARDS	PAGE REFERENCES		
	Course 1	Course 2	Course 3
<p>8.B.5 Use functions including exponential, polynomial, rational, parametric, logarithmic, and trigonometric to describe numerical relationships.</p>	<p>Student Edition: 303, 314-317, 338-341 <i>MathWorks</i> 313</p> <p>Annotated Teacher Edition: CE 315; FG 315; I 314</p> <p>Teacher Resources: <i>Chapter 7 Resource Masters Enrichment</i> 229 <i>Chapter 7 Resource Masters Extra Practice</i> 228 <i>Chapter 7 Resource Masters Reteaching</i> 227</p>	<p>Trigonometry is covered on the following pages.</p> <p>Student Edition: 488-491, 194-197, 198-501</p> <p>Teacher Resources: <i>Chapter 11 Resource Masters</i> 353, 354, 355, 356, 357, 358</p>	<p>Student Edition: 594-597, 600-603, 624-627, 628-631, 634-635</p> <p>Annotated Teacher Edition: DI 600; ETL 601; TT 594</p> <p>Teacher Resources: <i>Chapter 13 Resource Masters</i> 436, 437, 438, 441 <i>Chapter 14 Resource Masters</i> 461, 465</p>
<p>C. Solve problems using systems of numbers and their properties.</p>			
<p>8.C.4a Analyze and report the effects of changing coefficients, exponents and other parameters on functions and their graphs.</p>	<p>Student Edition: 303, 314-317, 338-341 <i>MathWorks</i> 313</p> <p>Annotated Teacher Edition: CE 315; FG 315; I 314</p> <p>Teacher Resources: <i>Chapter 7 Resource Masters Enrichment</i> 229 <i>Chapter 7 Resource Masters Extra Practice</i> 228 <i>Chapter 7 Resource Masters Reteaching</i> 227</p>	<p>Student Edition: 254-257, 268-271, 274-275, 276-279, 282-285</p> <p>Annotated Teacher Edition: AA 279; ETL 255</p>	<p>Student Edition: 244-247, 248-251, 520-523, 562-565, 566-569, 574-577</p> <p>Teacher Resources: <i>Chapter 2 Resource Masters</i> 43 <i>Chapter 6 Resource Masters</i> 182, 188 <i>Chapter 12 Resource Masters</i> 385, 391 <i>Chapter 13 Resource Masters</i> 417</p>

STANDARDS	PAGE REFERENCES		
	Course 1	Course 2	Course 3
<p>8.C.4b Apply algebraic properties and procedures with matrices, vectors, functions and sequences using data found in business, industry and consumer situations.</p>	<p>Student Edition: 317 #29-#32, 321 #33-#36, 331 #26-#30, 341 #25-#27 <i>MathWorks</i> 313, 333</p> <p>Annotated Teacher Edition: CE 319 Example 4</p> <p>Teacher Resources: <i>Chapter 7 Resource Masters Enrichment</i> 238</p>	<p>Student Edition: 38-41, 257 #34, 260 Example 3, 261 #37, #44, 267 #23, 274-275, 278 #18, 284 #15</p> <p><i>Chapter Investigation</i> 241, 247 #40, 257 #40, 261 #45, 271 #50, 279 #32, 285 #30</p> <p><i>MathWorks</i> 273</p> <p>Annotated Teacher Edition: ETL 39</p>	<p>Student Edition: 92-93, 247 #38-#41, 257 #25, 261 #13-#15, 267 #18-#20, 268-271, 275 #5, 279 #24, 282-285, 358-361, 362-365, 372-373, 580-583, 594-597</p> <p><i>MathWorks</i> 81, 273</p> <p>Annotated Teacher Edition: AA 365; ETL 372</p> <p>Teacher Resources: <i>Chapter 8 Resource Masters</i> 268</p> <p>The teacher also can integrate the <i>Data File</i> on pages 644-653.</p>
<p>8.C.5 Use polynomial, exponential, logarithmic and trigonometric functions to model situations.</p>	<p>Student Edition: 397 #48-#52, 400 #41-#45, 407 #66, 410 #48-#49, 425 #7-#24 <i>MathWorks</i> 403, 423</p> <p>Annotated Teacher Edition: CE 405 Example 4, 409 Example 2, 425; T 428</p>	<p>See <i>MathMatters Courses 1</i> and <i>3</i> © 2009 to meet this standard.</p>	<p>Student Edition: 237 #39, 520-523, 524 Example 3, 524-527, 533 #20-#24, 543 #31-#34, 580-583, 584-587, 594-597, 600-603, 624-627, 628-631, 634-635</p> <p><i>MathWorks</i> 633</p> <p>Teacher Resources: <i>Chapter 13 Resource Masters</i> 441</p>

STANDARDS	PAGE REFERENCES		
	Course 1	Course 2	Course 3
D. Use algebraic concepts and procedures to represent and solve problems.			
8.D.4 Formulate and solve linear and quadratic equations and linear inequalities algebraically and investigate nonlinear inequalities using graphs, tables, calculators and computers.	Student Edition: 208-211, 212-215, 218-221, 222-225, 228-231, 232-235, 240-243 Annotated Teacher Edition: AA 225; CE 213, 241; EL 213, 223 Teacher Resources: <i>Chapter 5 Resource Masters Reteaching</i> 161, 167, 173	Student Edition: 104-107, 108-111, 114-115, 116-119, 122-125, 132-135, 136-139, 244-247, 268-271, 484-487 <i>MathWorks</i> 273 Teacher Resources: <i>Chapter 3 Resource Masters</i> 73, 74, 76, 77, 78, 79, 80, 81, 93	Student Edition: 66-69, 72-75, 76-79, 117 #16-#25, 150-153, 296-299, 300-303, 430-433, 520-523, 524-527, 530-533, 534-537, 540-543, 550-551, 580-583, 584-587, 594-597, 624-627 <i>MathWorks</i> 305 Teacher Resources: <i>Chapter 2 Resource Masters</i> 52
8.D.5 Formulate and solve nonlinear equations and systems including problems involving inverse variation and exponential and logarithmic growth and decay.	See <i>MathMatters Courses</i> 2 and 3 © 2009 to meet this standard.	Student Edition: 136-139, 282-285 Annotated Teacher Edition: ETL 284, 285 Teacher Resources: <i>Chapter 6 Resource Masters</i> 201, 202, 203	Student Edition: 520-523, 524-527, 530-533, 534-537, 540-543, 550-551, 580-583, 584-587, 590-593, 594-597, 600-603 Annotated Teacher Edition: DI 595, 600 Teacher Resources: <i>Chapter 6 Resource Masters</i> 430, 435, 437, 438, 439, 441

STANDARDS	PAGE REFERENCES		
	Course 1	Course 2	Course 3
STATE GOAL 9: Use geometric methods to analyze, categorize and draw conclusions about points, lines, planes and space.			
<p>Why This Goal Is Important: Geometry provides important methods for reasoning and solving problems with points, lines, planes and space. The word “geometry” comes from Greek words meaning “measurement of the Earth.” While we use modern technology and employ a wider variety of mathematical tools today, we still study geometry to understand the shapes and dimensions of our world. The applications of geometry are widespread in construction, engineering, architecture, mapmaking and art. Historically, geometry is a way to develop skill in forming convincing arguments and proofs. This goal of developing a means of argument and validation remains an important part of our reasons for studying geometry today.</p>			
A. Demonstrate and apply geometric concepts involving points, lines, planes and space.			
<p>9.A.4a Construct a model of a three-dimensional figure from a two-dimensional pattern.</p>	<p>Student Edition: 168 #6-#9, #14-#17</p> <p>Annotated Teacher Edition: 5W 170; CE 167 Example 3 – Example 4, 171; DI 173</p> <p>Teacher Resources: <i>Chapter 4 Resource Masters Enrichment 125</i> <i>Chapter 4 Resource Masters Extra Practice 118</i></p>	<p>Student Edition: 422-425, 426, 429, 432, 442, 446</p> <p>Teacher Resources: <i>Chapter 10 Resource Masters 314</i></p>	<p>Student Edition: 220-223</p> <p>Annotated Teacher Edition: FG 222</p> <p>Teacher Resources: <i>Chapter 5 Resource Masters 157, 158, 159, 162, 165</i></p>

STANDARDS	PAGE REFERENCES		
	Course 1	Course 2	Course 3
<p>9.A.4b Make perspective drawings, tessellations and scale drawings, with and without the use of technology.</p>	<p>Student Edition: 49, 87 #57, 171 #8, 178-181, 201, 381-383 <i>Review and Practice Your Skills</i> 89 #97-#99</p> <p>Annotated Teacher Edition: CE 179, 381 Example 4; EL 178; TT 179</p> <p>Teacher Resources: <i>Chapter 4 Resource Masters Enrichment</i> 116, 128 <i>Chapter 4 Resource Masters Extra Practice</i> 127 <i>Chapter 4 Resource Masters Reteaching</i> 126</p>	<p>Student Edition: 320-321, 422-425, 426-429, 436-439, 442-445, 446-449 <i>MathWorks</i> 431, 451</p> <p>Annotated Teacher Edition: DI 432; ETL 443; FG 447</p> <p>Teacher Resources: <i>Chapter 7 Resource Masters</i> 230, 231, 232 <i>Chapter 10 Resource Masters</i> 318, 319, 320, 321, 322, 323, 324, 325, 326</p>	<p>Student Edition: 306-309 <i>Chapter Investigation</i> 293, 299 #34, 335, 345 #14, 360 #20, 371 #28 <i>MathWorks</i> 177, 347</p> <p>Annotated Teacher Edition: ETL 309</p> <p>Teacher Resources: <i>Chapter 1 Resource Masters</i> 21 <i>Chapter 4 Resource Masters</i> 127 <i>Chapter 8 Resource Masters</i> 249</p>
<p>9.A.5 Use geometric figures and their properties to solve problems in the arts, the physical and life sciences and the building trades, with and without the use of technology.</p>	<p>Student Edition: 82 #13, 85 Example 3 – Example 4, 87 #43, 93 #21-#23, 171 #10, 177 #36, 179 Example 3, 187 #33, 190 #22, 197 #28-#29 <i>MathWorks</i> 183</p> <p>Annotated Teacher Edition: CE 171</p> <p>Teacher Resources: <i>Chapter 2 Resource Masters Enrichment</i> 58</p>	<p>Student Edition: 205 #35, 209 #32, 215 #21, 217 Example 3, 229 #23, #29, 302 #24, 309 #15, 310-313, 316-319, 320-321, 428 #19, 435 #18 <i>MathWorks</i> 221, 305, 323, 431</p> <p>Annotated Teacher Edition: ETL 206, 312</p>	<p>Student Edition: 107 #19, 127 #10, 166 #20, 173 Example 1, 175 #31-#33, 206-209, 212-215, 224-227, 230-233, 454-457, 569 #26, 618-619 <i>Chapter Investigation</i> 147, 157 #10, 167 #24, 175 #34 <i>MathWorks</i> 133, 159, 177, 453, 571</p>

STANDARDS	PAGE REFERENCES		
	Course 1	Course 2	Course 3
B. Identify, describe, classify and compare relationships using points, lines, planes and solids.			
9.B.4 Recognize and apply relationships within and among geometric figures.	<p>Student Edition: 156-159, 160-163, 166-169, 178-181 <i>Review and Practice Your Skills</i> 164-165</p> <p>Annotated Teacher Edition: AA 161; CE 161, 167, 171; EL 167, 172</p> <p>Teacher Resources: <i>Chapter 4 Resource Masters Enrichment</i> 119 <i>Chapter 4 Resource Masters Reteaching</i> 123</p>	<p>Student Edition: 192-195, 196-199, 202-205, 206-209, 212-215, 216-219, 222-225, 226-229, 296-299, 300-303, 306-309, 310-313, 316-319, 320-321 <i>MathWorks</i> 221</p> <p>Annotated Teacher Edition: AA 197; ETL 206, 223</p> <p>Teacher Resources: <i>Chapter 5 Resource Masters</i> 144, 159</p>	<p>Student Edition: 114-117, 118-121, 134-137, 150-153, 154-157, 160-163, 164-167, 172-175, 178-181, 182-185, 188-191, 206-209, 220-223, 224-227, 230-233, 300-303, 310-313, 316-319, 320-323, 430-433</p> <p>Teacher Resources: <i>Chapter 4 Resource Masters</i> 115</p>
9.B.5 Construct and use two- and three-dimensional models of objects that have practical applications (e.g., blueprints, topographical maps, scale models).	<p>Student Edition: 49, 87 #57, 171 #8, 185 Example 3, 190 #22, 235 #45-#46, 366-367</p> <p>Annotated Teacher Edition: AA 185; CE 367; EL 184</p> <p>Teacher Resources: <i>Chapter 2 Resource Masters Enrichment</i> 58, 61 <i>Chapter 8 Resource Masters Reteaching</i> 264</p>	<p>Student Edition: 316-319, 320-321, 358-359, 422, 426, 432, 436-439, 442-445, 446-449 <i>MathWorks</i> 323, 431, 451</p> <p>Teacher Resources: <i>Chapter 8 Resource Masters</i> 258, 259, 260 <i>Chapter 10 Resource Masters</i> 320</p>	<p>Student Edition: 306-309 <i>Chapter Investigation</i> 101, 110 #10, 121 #19, 147, 157 #10, 167 #24, 175 #34, 190 #14, 199, 209 #22, 223 #18, 227 #22, 233 #22, 293, 299 #34, 309 #19, 323 #9 <i>MathWorks</i> 305</p> <p>Annotated Teacher Edition: ETL 309</p>

STANDARDS	PAGE REFERENCES		
	Course 1	Course 2	Course 3
C. Construct convincing arguments and proofs to solve problems.			
9.C.4a Construct and test logical arguments for geometric situations using technology where appropriate.	<p>Student Edition: 478 #1-#4, 479 #6-#7, 480 #9-#10, 481 #18, #20-#21, 482, 506-509</p> <p><i>Review and Practice Your Skills</i> 496 #7, 497 #24-#25</p> <p>Annotated Teacher Edition: CE 479, 486 Example 1, 502, 507; I 482</p> <p>Teacher Resources: <i>Chapter 11 Resource Masters Enrichment</i> 371 <i>Chapter 11 Resource Masters Extra Practice</i> 370 <i>Chapter 11 Resource Masters Reteaching</i> 369</p>	<p>Student Edition: 205 #36, 206, 212-215, 218 #32, 225 #34-#35, 229 #24-#28, 548-551</p> <p>Annotated Teacher Edition: DI 548; ETL 223; FG 435</p> <p>Teacher Resources: <i>Chapter 5 Resource Masters</i> 147, 153, 162 <i>Chapter 12 Resource Masters</i> 399, 400</p>	<p>Student Edition: 128-131, 134-137, 150-153, 154-157, 160-163, 167 #22, 170-171</p> <p><i>MathWorks</i> 159</p> <p>Annotated Teacher Edition: AA 135; TT 134</p> <p>Teacher Resources: <i>Chapter 3 Resource Masters</i> 88, 89, 90, 91, 92, 93 <i>Chapter 4 Resource Masters</i> 110, 111, 113, 114</p>

STANDARDS	PAGE REFERENCES		
	Course 1	Course 2	Course 3
<p>9.C.4b Construct and communicate convincing arguments for geometric situations.</p>	<p>Student Edition: 478 #1-#4, 480 #9-#10, 481 #18, #20-#21, 482, 506-509 <i>Review and Practice Your Skills</i> 496 #7, 497 #24-#25</p> <p>Annotated Teacher Edition: CE 479, 486 Example 1, 502, 507; I 482</p> <p>Teacher Resources: <i>Chapter 11 Resource Masters Enrichment</i> 371 <i>Chapter 11 Resource Masters Extra Practice</i> 370 <i>Chapter 11 Resource Masters Reteaching</i> 369</p>	<p>Student Edition: 205 #36, 206, 212-215, 218 #32, 225 #34-#35, 229 #24-#28, 548-551</p> <p>Annotated Teacher Edition: DI 548; ETL 223; FG 435</p> <p>Teacher Resources: <i>Chapter 5 Resource Masters</i> 147, 153, 162 <i>Chapter 12 Resource Masters</i> 399, 400</p>	<p>Student Edition: 128-131, 134-137, 150-153, 154-157, 160-163, 167 #22, 170-171 <i>MathWorks</i> 159</p> <p>Annotated Teacher Edition: AA 135; TT 134</p> <p>Teacher Resources: <i>Chapter 3 Resource Masters</i> 88, 89, 90, 91, 92, 93 <i>Chapter 4 Resource Masters</i> 110, 111, 113, 114</p>
<p>9.C.4c Develop and communicate mathematical proofs (e.g., two-column, paragraph, indirect) and counter examples for geometric statements.</p>	<p>See <i>MathMatters Course 2 and 3</i> © 2009.</p>	<p>Student Edition: 229 #26, 532-535, 538-541, 542-545, 548-551</p> <p>Teacher Resources: <i>Chapter 5 Resource Masters</i> 147, 153, 162 <i>Chapter 12 Resource Masters</i> 390, 391, 393, 394, 395, 396, 397, 398, 399, 400</p>	<p>Student Edition: 128-131, 134-137, 150-153, 154-157, 160-163, 167 #22, 170-171 <i>MathWorks</i> 159</p> <p>Annotated Teacher Edition: AA 135; TT 134</p> <p>Teacher Resources: <i>Chapter 3 Resource Masters</i> 88, 89, 90, 91, 92, 93 <i>Chapter 4 Resource Masters</i> 110, 111, 113, 114</p>

STANDARDS	PAGE REFERENCES		
	Course 1	Course 2	Course 3
9.C.5a Perform and describe an original investigation of a geometric problem and verify the analysis and conclusions to an audience.	<p>Student Edition: 153, 169 #33, 181 #27, 197 #30, 200</p> <p>Annotated Teacher Edition: AA 201; T 200</p>	<p>Student Edition: 206, 215 #28, 225 #34-#35, 226, 229 #27-#28, 429 #28-#29, 459 #31</p> <p>Annotated Teacher Edition: ETL 206, 223; FG 435</p> <p>Teacher Resources: <i>Chapter 10 Resource Masters</i> 329</p>	<p>Student Edition: 124-127, 134-137, 154-157, 160-163, 164, 173 #23-#24</p> <p><i>MathWorks</i> 159</p> <p>Annotated Teacher Edition: DI 153; ETL 117, 160; FG 125, 151, 179; TT 134</p> <p>Teacher Resources: <i>Chapter 3 Resource Masters</i> 85, 86, 87 <i>Chapter 4 Resource Masters</i> 112, 118</p>
9.C.5b Apply physical models, graphs, coordinate systems, networks and vectors to develop solutions in applied contexts (e.g., bus routing, areas of irregular shapes, describing forces and other physical quantities).	<p>Student Edition: 187 #40, 191 #31-#32, 306-307, 308-311, 319 Example 2, 320 Example 4, 324-327</p> <p>Annotated Teacher Edition: CE 307, 325 Example 4; EL 326</p> <p>Teacher Resources: <i>Chapter 7 Resource Masters Enrichment</i> 238</p>	<p>Student Edition: 340 #7-#8, 341 #34, 358-359, 426-429</p> <p><i>MathWorks</i> 361, 431</p> <p>Annotated Teacher Edition: FG 435</p> <p>Teacher Resources: <i>Chapter 8 Resource Masters</i> 258, 259, 260, 263 <i>Chapter 10 Resource Masters</i> 314, 317, 329</p>	<p>Student Edition: 150, 172, 178, 216-217, 220-223, 254-257, 258-261, 282-285, 544-547</p> <p>Annotated Teacher Edition: FG 224</p> <p>Teacher Resources: <i>Chapter 5 Resource Masters</i> 154, 155, 156, 157, 158</p>

STANDARDS	PAGE REFERENCES		
	Course 1	Course 2	Course 3
D. Use trigonometric ratios and circular functions to solve problems.			
9.D.4 Analyze and solve problems involving triangles (e.g., distances which cannot be measured directly) using trigonometric ratios.	See <i>MathMatters Courses 2 and 3</i> © 2009.	Student Edition: 488-491, 494-497, 498-501, 508-509 <i>MathWorks 503</i> Annotated Teacher Edition: ETL 488 Teacher Resources: <i>Chapter 11 Resource Masters</i> 356, 357, 358, 359, 360, 361, 362, 363, 364, 368, 369, 370	Student Edition: 614-617, 618-621 Annotated Teacher Edition: AA 620; ETL 618; FG 617, 621 Teacher Resources: <i>Chapter 14 Resource Masters</i> 453, 454, 456, 457, 458
9.D.5 Analyze and solve problems involving periodic patterns (e.g., sound waves, tide variations) using circular functions and communicate results orally and in writing.	See <i>MathMatters Course 3</i> © 2009.	See <i>MathMatters Course 3</i> © 2009.	Student Edition: 624-627, 628-631 Annotated Teacher Edition: ETL 628; TT 627 Teacher Resources: <i>Chapter 14 Resource Masters</i> 459, 460, 461, 462, 463, 464, 466

STANDARDS	PAGE REFERENCES		
	Course 1	Course 2	Course 3
STATE GOAL 10: Collect, organize and analyze data using statistical methods; predict results; and interpret uncertainty using concepts of probability.			
<p>Why This Goal Is Important: The ability to understand and interpret data (e.g., opinion polls, stock prices, tax rates, crime statistics, scientific studies, weather reports) grows more important each day. Students must be able to organize data, make sense of variables and patterns, and judge the logical reasonableness of any claims and interpretations made. Even very young students can count objects and communicate their findings with charts and graphs. Students of all ages can collect, display and interpret data to answer specific questions. They also must construct and analyze arguments that involve data and its interpretation. All students need to understand and apply the role probability plays in data collection and decision making. Data analysis and use are important abilities necessary for all careers.</p>			
A. Organize, describe and make predictions from existing data.			
<p>10.A.4a Represent and organize data by creating lists, charts, tables, frequency distributions, graphs, scatterplots and box-plots.</p>	<p>Student Edition: 6-9, 16-19, 20-23, 24-27, 28-31, 34-37, 38-41</p> <p>Annotated Teacher Edition: CE 35; EL 24</p> <p>Teacher Resources: <i>Chapter 1 Resource Masters Enrichment</i> 3, 9, 18, 21 <i>Chapter 1 Resource Masters Extra Practice</i> 2, 8, 20 <i>Chapter 1 Resource Masters Reteaching</i> 1, 7, 19</p>	<p>Student Edition: 16-19, 20-23, 28-31, 38-41 <i>MathWorks</i> 33</p> <p>Annotated Teacher Edition: ETL 21; TT 16</p> <p>Teacher Resources: <i>Chapter 1 Resource Masters</i> 7, 8, 9, 10, 11, 12, 16, 17, 18</p>	<p>Student Edition: 82-85, 86-89, 406-409, 412-414</p> <p>Annotated Teacher Edition: AA 409; ETL 86; FG 408</p> <p>Teacher Resources: <i>Chapter 2 Resource Masters</i> 53, 54, 56, 57 <i>Chapter 9 Resource Masters</i> 296, 297, 298</p>

STANDARDS	PAGE REFERENCES		
	Course 1	Course 2	Course 3
<p>10.A.4b Analyze data using mean, median, mode, range, variance and standard deviation of a data set, with and without the use of technology.</p>	<p>Student Edition: 10-13 <i>Review</i> 43 Lesson 1-2</p> <p>Annotated Teacher Edition: CE 11, 15; EL 10, 11; LW 12</p> <p>Teacher Resources: <i>Chapter 1 Resource Masters Enrichment</i> 6 <i>Chapter 1 Resource Masters Extra Practice</i> 5 <i>Chapter 1 Resource Masters Reteaching</i> 4</p>	<p>Student Edition: 10-13, 16-19, 28-31, 34-37 <i>MathWorks</i> 15, 33</p> <p>Annotated Teacher Edition: AA 10; ETL 11</p> <p>Teacher Resources: <i>Chapter 1 Resource Masters</i> 4, 5, 6, 16, 17, 18</p>	<p>Student Edition: 82-85, 86-89, 406-409, 412-414</p> <p>Annotated Teacher Edition: ETL 83, 413; FG 415; PE 407; TT 412</p> <p>Teacher Resources: <i>Chapter 2 Resource Masters</i> 53, 54, 56, 57 <i>Chapter 9 Resource Masters</i> 296, 297, 299, 300</p>
<p>10.A.4c Predict from data using interpolation, extrapolation and trend lines, with and without the use of technology.</p>	<p>Student Edition: 34-37 <i>Review</i> 44 Lesson 1-7</p> <p>Annotated Teacher Edition: CE 35; EL 35; I 34; TT 34</p> <p>Teacher Resources: <i>Chapter 1 Resource Masters Enrichment</i> 21 <i>Chapter 1 Resource Masters Extra Practice</i> 20 <i>Chapter 1 Resource Masters Reteaching</i> 19</p>	<p>Student Edition: 20-23, 26-27, 34-37, 150-153, 154-155, 158-161, 162-165 <i>MathWorks</i> 157</p> <p>Annotated Teacher Edition: ETL 21, 27</p> <p>Teacher Resources: <i>Chapter 1 Resource Masters</i> 10, 11, 12, 13, 14, 15 <i>Chapter 4 Resource Masters</i> 107, 108, 109, 110, 111, 112</p>	<p>Student Edition: 406-409 <i>Chapter Investigation</i> 381, 409 #12</p>

STANDARDS	PAGE REFERENCES		
	Course 1	Course 2	Course 3
<p>10.A.5 Construct a statistics-based presentation, individually and as members of a team, to communicate and justify the results of a project.</p>	<p>Student Edition: 433, 449 #40, 453 #42, 467 #24 <i>Review</i> 470</p> <p>Annotated Teacher Edition: AA 442; CI 433; EL 460, 466; FG 440; T 470</p>	<p>Student Edition: 6-9, 23 #13, 153 #22, 154-155 <i>Chapter Investigation</i> 3, 9 #29, 31 #29, 37 #20, 147, 161 #28, 171 #30, 181 #29 <i>MathWorks</i> 15, 177</p> <p>Annotated Teacher Edition: ETL 27</p> <p>Teacher Resources: <i>Chapter 4 Resource Masters</i> 110, 111, 112</p>	<p>The following can be integrated to meet this standard.</p> <p>Student Edition: Chapter 9 <i>Chapter Investigation</i> 381, 409, 414</p>
<p>B. Formulate questions, design data collection methods, gather and analyze data and communicate findings.</p>			
<p>10.B.4 Design and execute surveys or experiments, gather data to answer relevant questions, and communicate results and conclusions to an audience using traditional methods and contemporary technology.</p>	<p>Student Edition: 433, 449 #40, 453 #42, 467 #24 <i>Review</i> 470</p> <p>Annotated Teacher Edition: AA 442; CI 433; EL 460, 466; FG 440; T 470</p>	<p>Student Edition: <i>Chapter Investigation</i> 3, 9 #29, 31 #29, 37 #20</p>	<p>Student Edition: 89 #14 <i>Chapter Investigation</i> 49, 89 #20, 381, 386 #9, 409 #12, 414 #20</p> <p>Annotated Teacher Edition: AA 409; ETL 86; FG 408</p>

STANDARDS	PAGE REFERENCES		
	Course 1	Course 2	Course 3
<p>10.B.5 Design a statistical experiment to answer a question about a realistic situation, conduct the experiment, use statistics to interpret the data, and communicate the results, individually and as members of a team.</p>	<p>Student Edition: 433, 449 #40, 453 #42, 467 #24 <i>Review</i> 470</p> <p>Annotated Teacher Edition: AA 442; CI 433; EL 460, 466; FG 440; T 470</p>	<p>Student Edition: 6-9, 23 #13, 153 #22, 154-155 <i>Chapter Investigation</i> 3, 9 #29, 31 #29, 37 #20, 147, 161 #28, 171 #30, 181 #29 <i>MathWorks</i> 15, 177</p> <p>Annotated Teacher Edition: ETL 27</p> <p>Teacher Resources: <i>Chapter 4 Resource Masters</i> 110, 111, 112</p>	<p>Student Edition: 388-389 <i>Chapter Investigation</i> 381, 395 #30, 399 #31</p>
<p>C. Determine, describe and apply the probabilities of events.</p>			
<p>10.C.4a Solve problems of chance using the principles of probability including conditional settings.</p>	<p>Student Edition: 436-439, 456-459 <i>Review and Practice Your Skills</i> 444 #1-#24</p> <p>Annotated Teacher Edition: CE 437; DI 437; EL 439; FG 436</p> <p>Teacher Resources: <i>Chapter 10 Resource Masters</i> <i>Enrichment</i> 321 <i>Chapter 10 Resource Masters</i> <i>Extra Practice</i> 320 <i>Chapter 10 Resource Masters</i> <i>Reteaching</i> 319</p>	<p>Student Edition: 150-153, 158-161, 162-165, 168-171 <i>MathWorks</i> 157, 177</p> <p>Annotated Teacher Edition: ETL 163, 169; TT 158</p> <p>Teacher Resources: <i>Chapter 4 Resource Masters</i> 107, 108, 109, 113, 114, 115, 116, 117, 118</p>	<p>Student Edition: 384-387, 388-389, 392-395, 396-399</p> <p>Annotated Teacher Edition: DI 397; ETL 386, 387, 395; FG 385; PE 384; TT 393</p> <p>Teacher Resources: <i>Chapter 9 Resource Masters</i> 281, 282, 284, 285, 287, 288, 289, 290, 291, 292</p>

STANDARDS	PAGE REFERENCES		
	Course 1	Course 2	Course 3
<p>10.C.4b Design and conduct simulations (e.g., waiting times at restaurant, probabilities of births, likelihood of game prizes), with and without the use of technology.</p>	<p>Student Edition: 441, 443 #30-#34</p> <p>Annotated Teacher Edition: AA 442; CE 441 Example 3; FG 440; TT 444, 446</p> <p>Teacher Resources: <i>Chapter 10 Resource Masters Enrichment 324</i> <i>Chapter 10 Resource Masters Extra Practice 323</i> <i>Chapter 10 Resource Masters Reteaching 322</i></p>	<p>Student Edition: 154-155</p> <p>Teacher Resources: <i>Chapter 4 Resource Masters 110, 111, 112</i></p>	<p>Student Edition: 388-389</p> <p>Annotated Teacher Edition: TT 388, 389</p> <p>Teacher Resources: 284, 285</p>
<p>10.C.4c Propose and interpret discrete probability distributions, with and without the use of technology.</p>	<p>Student Edition: 34-37, 460-461 <i>MathWorks 463</i></p> <p>Annotated Teacher Edition: CE 461, 462</p> <p>Teacher Resources: <i>Chapter 1 Resource Masters Enrichment 21</i> <i>Chapter 1 Resource Masters Extra Practice 20</i> <i>Chapter 1 Resource Masters Reteaching 19</i></p>	<p>Student Edition: 150-153, 154-155, 158-161, 162-165, 168-171 <i>MathWorks 157</i></p> <p>Annotated Teacher Edition: AA 153; ETL 163; TT 158</p> <p>Teacher Resources: <i>Chapter 4 Resource Masters 107, 108, 109, 113, 114, 115, 116, 117, 119, 120, 121</i></p>	<p>Student Edition: 392-395</p> <p>Annotated Teacher Edition: ETL 395; PE 394; TT 392, 393</p> <p>Teacher Resources: <i>Chapter 9 Resource Masters 287, 288, 289</i></p>

STANDARDS	PAGE REFERENCES		
	Course 1	Course 2	Course 3
10.C.5a Compute conditional probabilities and the probabilities of independent events.	<p>Student Edition: 456-459, 464-467 <i>Review</i> 470 Lesson 10-5</p> <p>Teacher Edition: CE 457; DI 456; EL 458; TT 457</p> <p>Teacher Resources: <i>Chapter 10 Resource Masters Enrichment</i> 333 <i>Chapter 10 Resource Masters Extra Practice</i> 332 <i>Chapter 10 Resource Masters Reteaching</i> 331</p>	<p>Student Edition: 162-165, 168-171</p> <p>Annotated Teacher Edition: ETL 169</p> <p>Teacher Resources: <i>Chapter 4 Resource Masters</i> 116, 117, 118, 119, 120, 121</p>	<p>Student Edition: 396-399</p> <p>Annotated Teacher Edition: DI 397; ETL 399; FG 398; TT 396</p> <p>Teacher Resources: <i>Chapter 9 Resource Masters</i> 290, 291, 292</p>
10.C.5b Compute probabilities in counting situations involving permutations and combinations.	<p>Student Edition: 450-453 <i>Review and Practice Your Skills</i> 434 #15-#25</p> <p>Annotated Teacher Edition: CE 451, 454; TT 451, 452, 453</p> <p>Teacher Resources: <i>Chapter 10 Resource Masters Enrichment</i> 330 <i>Chapter 10 Resource Masters Extra Practice</i> 329 <i>Chapter 10 Resource Masters Reteaching</i> 328</p>	<p>Student Edition: 172-175, 178-181</p> <p>Annotated Teacher Edition: ETL 179, 180, 181; TT 172, 178</p> <p>Teacher Resources: <i>Chapter 4 Resource Masters</i> 122, 123, 124, 125, 126, 127</p>	<p>Student Edition: 402-405</p> <p>Annotated Teacher Edition: AA 405; ETL 402, 403</p> <p>Teacher Resources: <i>Chapter 9 Resource Masters</i> 293, 294, 295</p>

STANDARDS	PAGE REFERENCES		
	<i>Course 1</i>	<i>Course 2</i>	<i>Course 3</i>
10.C.5c Make predictions using probabilities associated with normally distributed events.	<p>Student Edition: 34-37, 460-461 <i>MathWorks</i> 463</p> <p>Annotated Teacher Edition: CE 461, 462</p> <p>Teacher Resources: <i>Chapter 1 Resource Masters Enrichment</i> 21 <i>Chapter 1 Resource Masters Extra Practice</i> 20 <i>Chapter 1 Resource Masters Reteaching</i> 19</p>	<p>Normal distribution could be integrated with the following to meet this standard.</p> <p>Student Edition: Chapters 1 or 4</p>	<p>Student Edition: 415 #21-#24</p>