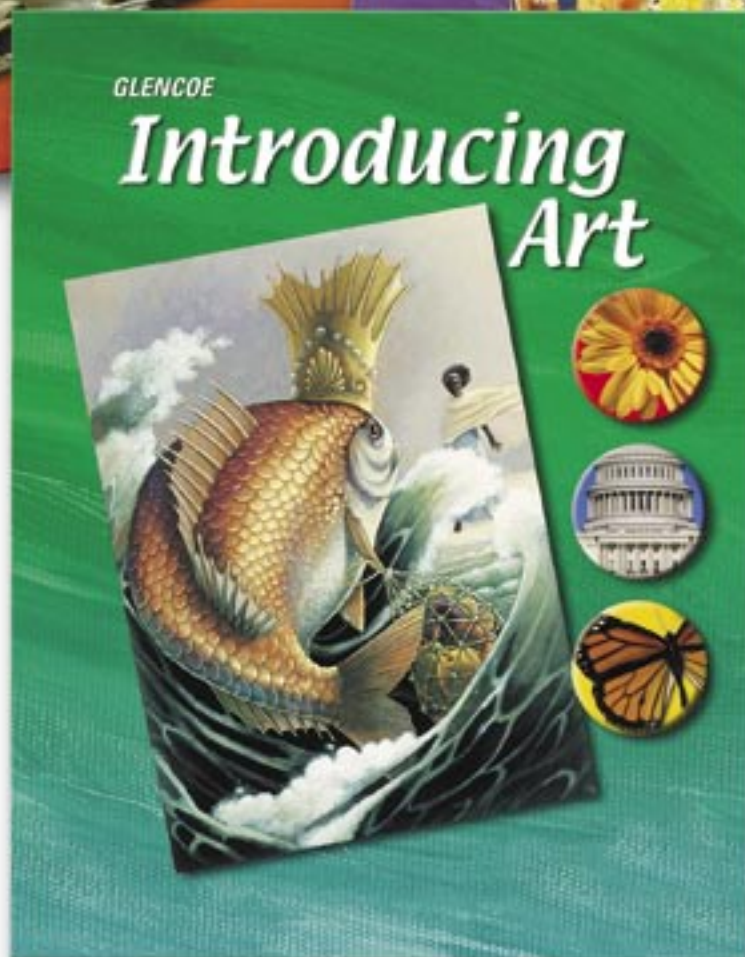
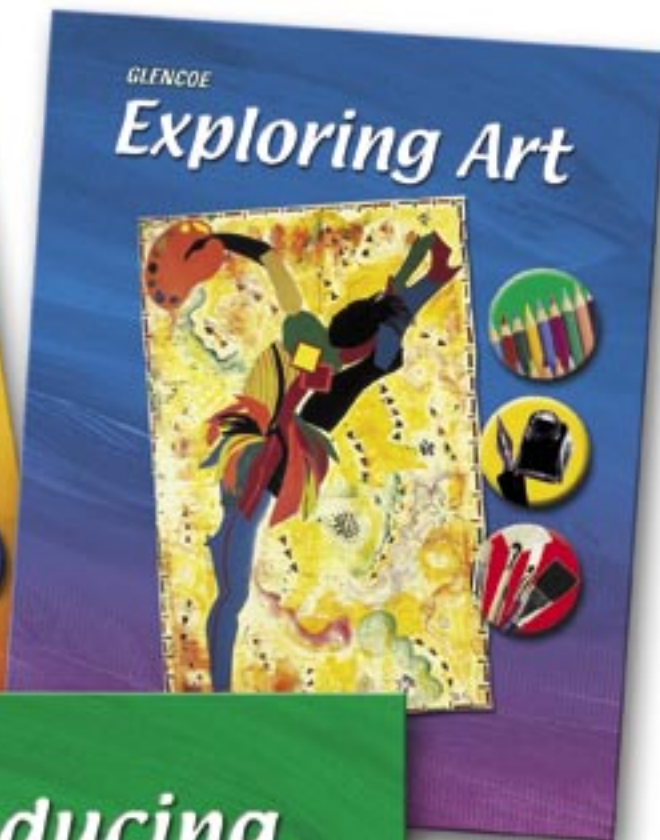
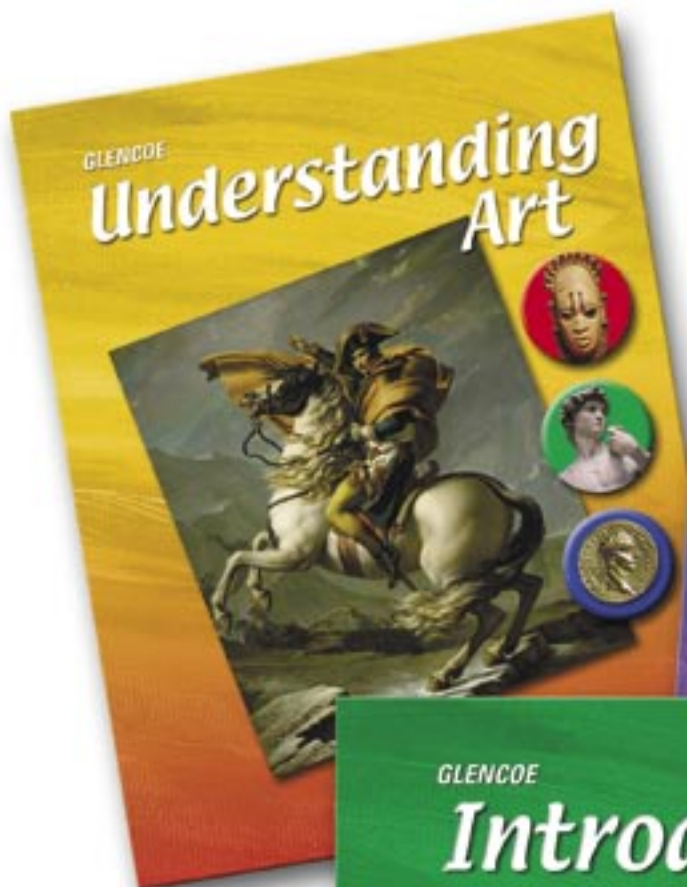


Student Standards Guide



Grade 6



Excerpts from the 2004 *Visual and Performing Arts Framework (VPA)* reproduced by permission, California Department of Education, CDE Press, 1430 N Street, Suite 3207, Sacramento, CA 95814.

Excerpts from the *English-Language Arts Content Standards* reproduced by permission, California Department of Education, CDE Press, 1430 N Street, Suite 3207, Sacramento, CA 95814.



The McGraw-Hill Companies

Copyright © by The McGraw-Hill Companies, Inc. All rights reserved. Permission is granted to reproduce the material contained herein on the condition that such materials be reproduced only for classroom use; be provided to students, teachers, and families without charge; and be used solely in conjunction with the *Introducing Art*, *Exploring Art*, and *Understanding Art* programs. Any other reproduction, for sale or other use, is expressly prohibited.

Printed in the United States of America.

Send all inquiries to:
Glencoe/McGraw-Hill
21600 Oxnard Street, Suite 500
Woodland Hills, CA 91367

ISBN-13: 978-0-07-876334-2

ISBN-10: 0-07-876334-7

1 2 3 4 5 6 7 8 9 10 017 10 09 08 07 06



Student Standards Guide


Grade 6



New York, New York Columbus, Ohio Chicago, Illinois Peoria, Illinois Woodland Hills, California

Dear Students and Families,

The California State Board of Education has adopted the following Grade 6 Visual Arts Content Standards for California Public Schools. Similar to the other subjects you study, art also has content standards that describe what you should learn and be able to do in your class.

As you read and complete the activities in your art textbook, you will be provided with many opportunities to demonstrate your mastery of all the content standards. Key content standards are marked as follows with a  symbol. These standards provide a starting point for mastering knowledge and skills for this grade level. Following the Visual Arts Content Standards, we have also provided you with the English-Language Arts Content Standards for Grade 6. Your art textbook provides many opportunities to meet these standards through reading and writing about the arts.

Glencoe's art programs offer standards-based lessons to inspire your lifelong exploration and appreciation of art.



California Visual Arts Content Standards, Grade 6

Component Strand 1.0 Artistic Perception: Processing, Analyzing, and Responding to Sensory Information through the Language and Skills Unique to the Visual Arts

Students perceive and respond to works of art, objects in nature, events, and the environment. They also use the vocabulary of the visual arts to express their observations.

Develop Perceptual Skills and Visual Arts Vocabulary

- 1.1** Identify and describe *all* the elements of art found in selected works of art (e.g., color, shape/form, line, texture, space, value).
- 1.2** Discuss works of art as to theme, genre, style, idea, and differences in media.
- 1.3** Describe how artists can show the same theme by using different media and styles.

Analyze Art Elements and Principles of Design

- 1.4** Describe how **balance** is effectively used in a work of art (e.g., symmetrical,  asymmetrical, radial).



Component Strand 2.0 Creative Expression: Creating, Performing, and Participating in the Visual Arts


Students apply artistic processes and skills, using a variety of media to communicate meaning and intent in original works of art.

Skills, Processes, Materials, and Tools

- 2.1** Use various observational drawing skills to depict a variety of subject matter.
- 2.2** Apply the rules of two-point perspective in creating a thematic work of art.
- 2.3** Create a drawing, using varying tints, shades, and intensities.

Communication and Expression Through Original Works of Art


- 2.4** Create increasingly complex original works of art reflecting personal choices and  increased technical skill.
- 2.5** Select specific media and processes to express moods, feelings, themes,  or ideas.
- 2.6** Use technology to create original works of art.

 This symbol indicates a key content standard for the grade level.

Component Strand 3.0 Historical and Cultural Context: Understanding the Historical Contributions and Cultural Dimensions of the Visual Arts

Students analyze the role and development of the visual arts in past and present cultures throughout the world, noting human diversity as it relates to the visual arts and artists.

Role and Development of the Visual Arts

- 3.1**  **Research and discuss the role of the visual arts in selected periods of history, using a variety of resources (both print and electronic).**
- 3.2** View selected works of art from a culture and describe how they have changed or not changed in theme and content over a period of time.

Diversity of the Visual Arts

- 3.3** Compare, in oral or written form, representative images or designs from at least two selected cultures.


Component Strand 4.0 Aesthetic Valuing: Responding to, Analyzing, and Making Judgments About Works in the Visual Arts


Students analyze, assess, and derive meaning from works of art, including their own, according to the elements of art, the principles of design, and aesthetic qualities.


Derive Meaning

- 4.1** Construct and describe plausible interpretations of what they perceive in works of art.
- 4.2** Identify and describe ways in which their culture is being reflected in current works of art.

Make Informed Judgments

- 4.3** Develop specific criteria as individuals or in groups to assess and critique works of art.
- 4.4**  **Change, edit, or revise their works of art after a critique, articulating reasons for their changes.**

 This symbol indicates a key content standard for the grade level.



Component Strand 5.0 Connections, Relationships, Applications: Connecting and Applying What Is Learned in the Visual Arts to Other Art Forms and Subject Areas and to Careers

Students apply what they learn in the visual arts across subject areas. They develop competencies and creative skills in problem solving, communication, and management of time and resources that contribute to lifelong learning and career skills. They also learn about careers in and related to the visual arts.

Connections and Applications

- 5.1** Research how art was used in theatrical productions in the past and in the present.
- 5.2** Research how traditional characters (such as the trickster) found in a variety of cultures past and present are represented in illustrations.
- 5.3** Create artwork containing visual metaphors that express the traditions and myths of selected cultures.

Visual Literacy

- 5.4** Describe tactics employed in advertising to sway the viewer's thinking and provide examples.

Careers and Career-Related Skills

- 5.5** Establish criteria to use in selecting works of art for a specific type of art exhibition.

🔑 This symbol indicates a key content standard for the grade level.



California English-Language Arts Content Standards, Grade 6

Reading

Component Strand 1.0 Word Analysis, Fluency, and Systematic Vocabulary Development

Students use their knowledge of word origins and word relationships, as well as historical and literary context clues, to determine the meaning of specialized vocabulary and to understand the precise meaning of grade-level-appropriate words.

Word Recognition

- 1.1** Read aloud narrative and expository text fluently and accurately and with appropriate pacing, intonation, and expression.

Vocabulary and Concept Development

- 1.2** Identify and interpret figurative language and words with multiple meanings.
- 1.3** Recognize the origins and meanings of frequently used foreign words in English and use these words accurately in speaking and writing.
- 1.4** Monitor expository text for unknown words or words with novel meanings by using word, sentence, and paragraph clues to determine meaning.
- 1.5** Understand and explain “shades of meaning” in related words (e.g., *softly* and *quietly*).



Component Strand 2.0 Reading Comprehension (Focus on Informational Materials)

Students read and understand grade-level-appropriate material. They describe and connect the essential ideas, arguments, and perspectives of the text by using their knowledge of text structure, organization, and purpose. The selections in *Recommended Literature, Kindergarten Through Grade Twelve* illustrate the quality and complexity of the materials to be read by students. In addition, by grade eight, students read one million words annually on their own, including a good representation of grade-level-appropriate narrative and expository text (e.g., classic and contemporary literature, magazines, newspapers, online information). In grade six, students continue to make progress toward this goal.

Structural Features of Informational Materials

- 2.1** Identify the structural features of popular media (e.g., newspapers, magazines, online information) and use the features to obtain information.
- 2.2** Analyze text that uses the compare-and-contrast organizational pattern.

Comprehension and Analysis of Grade-Level-Appropriate Text

- 2.3** Connect and clarify main ideas by identifying their relationships to other sources and related topics.
- 2.4** Clarify an understanding of texts by creating outlines, logical notes, summaries, or reports.
- 2.5** Follow multiple-step instructions for preparing applications (e.g., for a public library card, bank savings account, sports club, league membership).

Expository Critique

- 2.6** Determine the adequacy and appropriateness of the evidence for an author's conclusions.
- 2.7** Make reasonable assertions about a text through accurate, supporting citations.
- 2.8** Note instances of unsupported inferences, fallacious reasoning, persuasion, and propaganda in text.

Component Strand 3.0 Literary Response and Analysis

Students read and respond to historically or culturally significant works of literature that reflect and enhance their studies of history and social science. They clarify the ideas and connect them to other literary works. The selections in *Recommended Literature, Kindergarten Through Grade Twelve* illustrate the quality and complexity of the materials to be read by students.

Structural Features of Literature

3.1 Identify the forms of fiction and describe the major characteristics of each form.

Narrative Analysis of Grade-Level-Appropriate Text

3.2 Analyze the effect of the qualities of the character (e.g., courage or cowardice, ambition or laziness) on the plot and the resolution of the conflict.

3.3 Analyze the influence of setting on the problem and its resolution.

3.4 Define how tone or meaning is conveyed in poetry through word choice, figurative language, sentence structure, line length, punctuation, rhythm, repetition, and rhyme.

3.5 Identify the speaker and recognize the difference between first- and third-person narration (e.g., autobiography compared with biography).

3.6 Identify and analyze features of themes conveyed through characters, actions, and images.

3.7 Explain the effects of common literary devices (e.g., symbolism, imagery, metaphor) in a variety of fictional and nonfictional texts.

Literary Criticism

3.8 Critique the credibility of characterization and the degree to which a plot is contrived or realistic (e.g., compare use of fact and fantasy in historical fiction).



Writing

Component Strand 1.0 Writing Strategies

Students write clear, coherent, and focused essays. The writing exhibits students' awareness of the audience and purpose. Essays contain formal introductions, supporting evidence, and conclusions. Students progress through the stages of the writing process as needed.

Organization and Focus

- 1.1** Choose the form of writing (e.g., personal letter, letter to the editor, review, poem, report, narrative) that best suits the intended purpose.
- 1.2** Create multiple-paragraph expository compositions:
 - a.** Engage the interest of the reader and state a clear purpose.
 - b.** Develop the topic with supporting details and precise verbs, nouns, and adjectives to paint a visual image in the mind of the reader.
 - c.** Conclude with a detailed summary linked to the purpose of the composition.
- 1.3** Use a variety of effective and coherent organizational patterns, including comparison and contrast; organization by categories; and arrangement by spatial order, order of importance, or climactic order.

Research and Technology

- 1.4** Use organizational features of electronic text (e.g., bulletin boards, databases, keyword searches, e-mail addresses) to locate information.
- 1.5** Compose documents with appropriate formatting by using word-processing skills and principles of design (e.g., margins, tabs, spacing, columns, page orientation).

Evaluation and Revision

- 1.6** Revise writing to improve the organization and consistency of ideas within and between paragraphs.

Component Strand 2.0 Writing Applications (Genres and Their Characteristics)

Students write narrative, expository, persuasive, and descriptive texts of at least 500 to 700 words in each genre. Student writing demonstrates a command of standard American English and the research, organizational, and drafting strategies outlined in Writing Standard 1.0.

Using the writing strategies of grade six outlined in Writing Standard 1.0, students:

2.1 Write narratives:

- a. Establish and develop a plot and setting and present a point of view that is appropriate to the stories.
- b. Include sensory details and concrete language to develop plot and character.
- c. Use a range of narrative devices (e.g., dialogue, suspense).

2.2 Write expository compositions (e.g., description, explanation, comparison and contrast, problem and solution):

- a. State the thesis or purpose.
- b. Explain the situation.
- c. Follow an organizational pattern appropriate to the type of composition.
- d. Offer persuasive evidence to validate arguments and conclusions as needed.

2.3 Write research reports:

- a. Pose relevant questions with a scope narrow enough to be thoroughly covered.
- b. Support the main idea or ideas with facts, details, examples, and explanations from multiple authoritative sources (e.g., speakers, periodicals, online information searches).
- c. Include a bibliography.

2.4 Write responses to literature:

- a. Develop an interpretation exhibiting careful reading, understanding, and insight.
- b. Organize the interpretation around several clear ideas, premises, or images.
- c. Develop and justify the interpretation through sustained use of examples and textual evidence.

2.5 Write persuasive compositions:

- a. State a clear position on a proposition or proposal.
- b. Support the position with organized and relevant evidence.
- c. Anticipate and address reader concerns and counterarguments.



Written and Oral English Language Conventions

The standards for written and oral English language conventions have been placed between those for writing and for listening and speaking because these conventions are essential to both sets of skills.

Component Strand 1.0 *Written and Oral English Language Conventions*

Students write and speak with a command of standard English conventions appropriate to this grade level.

Sentence Structure

- 1.1** Use simple, compound, and compound-complex sentences; use effective coordination and subordination of ideas to express complete thoughts.

Grammar

- 1.2** Identify and properly use indefinite pronouns and present perfect, past perfect, and future perfect verb tenses; ensure that verbs agree with compound subjects.

Punctuation

- 1.3** Use colons after the salutation in business letters, semicolons to connect independent clauses, and commas when linking two clauses with a conjunction in compound sentences.

Capitalization

- 1.4** Use correct capitalization.

Spelling

- 1.5** Spell frequently misspelled words correctly (e.g., *their, they're, there*).



Listening and Speaking

Component Strand 1.0 Listening and Speaking Strategies

Students deliver focused, coherent presentations that convey ideas clearly and relate to the background and interests of the audience. They evaluate the content of oral communication.

Comprehension

- 1.1** Relate the speaker's verbal communication (e.g., word choice, pitch, feeling, tone) to the nonverbal message (e.g., posture, gesture).
- 1.2** Identify the tone, mood, and emotion conveyed in the oral communication.
- 1.3** Restate and execute multiple-step oral instructions and directions.

Organization and Delivery of Oral Communication

- 1.4** Select a focus, an organizational structure, and a point of view, matching the purpose, message, occasion, and vocal modulation to the audience.
- 1.5** Emphasize salient points to assist the listener in following the main ideas and concepts.
- 1.6** Support opinions with detailed evidence and with visual or media displays that use appropriate technology.
- 1.7** Use effective rate, volume, pitch, and tone and align nonverbal elements to sustain audience interest and attention.

Analysis and Evaluation of Oral and Media Communications

- 1.8** Analyze the use of rhetorical devices (e.g., cadence, repetitive patterns, use of onomatopoeia) for intent and effect.
- 1.9** Identify persuasive and propaganda techniques used in television and identify false and misleading information.



Component Strand 2.0 Speaking Applications (Genres and Their Characteristics)

Students deliver well-organized formal presentations employing traditional rhetorical strategies (e.g., narration, exposition, persuasion, description). Student speaking demonstrates a command of standard American English and the organizational and delivery strategies outlined in Listening and Speaking Standard 1.0.

Using the speaking strategies of grade six outlined in Listening and Speaking Standard 1.0, students:

2.1 Deliver narrative presentations:

- a.** Establish a context, plot, and point of view.
- b.** Include sensory details and concrete language to develop the plot and character.
- c.** Use a range of narrative devices (e.g., dialogue, tension, or suspense).

2.2 Deliver informative presentations:

- a.** Pose relevant questions sufficiently limited in scope to be completely and thoroughly answered.
- b.** Develop the topic with facts, details, examples, and explanations from multiple authoritative sources (e.g., speakers, periodicals, online information).

2.3 Deliver oral responses to literature:

- a.** Develop an interpretation exhibiting careful reading, understanding, and insight.
- b.** Organize the selected interpretation around several clear ideas, premises, or images.
- c.** Develop and justify the selected interpretation through sustained use of examples and textual evidence.

2.4 Deliver persuasive presentations:

- a.** Provide a clear statement of the position.
- b.** Include relevant evidence.
- c.** Offer a logical sequence of information.
- d.** Engage the listener and foster acceptance of the proposition or proposal.

2.5 Deliver presentations on problems and solutions:

- a.** Theorize on the causes and effects of each problem and establish connections between the defined problem and at least one solution.
- b.** Offer persuasive evidence to validate the definition of the problem and the proposed solutions.



Glencoe

The McGraw-Hill Companies

ISBN-13: 978-0-07-876334-2
ISBN-10: 0-07-876334-7

