




Review Game

(Use with Lesson 13-5)

Around the World

Materials: slips of paper (construction paper)  , container (paper bag  , large bowl  , and so on), chalkboard

For this game, your team must determine the distance between two points.

Before starting the game, label each slip of paper with an integer from -30 through 30 . Fold each slip and place in the container. Form two to four teams.

- To begin the game, the teacher draws one slip of paper from the container. The first number drawn is the x -coordinate of an ordered pair. The slip of paper is returned to the container, the slips are mixed, and the teacher draws a second slip of paper from the container. This number is the y -coordinate of the ordered pair. The ordered pair is then written on the chalkboard as the home base point for the first round. The slip of paper is returned to the container.
- Each team in turn draws two slips of paper in the same way to form an ordered pair. Each team must find the distance between its ordered pair and the home base point written on the chalkboard. The team whose ordered pair is farthest from the home base wins the first round and earns the letter W. The second time that a team wins a round, it earns the letter O, then R, then L, and then D.
- For the second round, a new home base point is drawn and written on the chalkboard. Teams draw new coordinates and play continues as described for round one. The game continues with additional round until a team travels around the world by spelling WORLD.