





In-Class Game

Who Has My Number? (Lesson 4-6)

● Get Ready!

This game is for the entire class.

- Who Has My Number? master, p. 12
- Number Cards masters, pp. 13–14
- 25 index cards 
- scissors 
- tape  or glue 

● Get Set!

Make a copy of the Who Has My Number? master on page 12 for each student in the class. Copy the Number Cards masters on pages 13 and 14, cut along the dashed lines, and glue or tape to index cards. Make sure that the numeral is on one side of the card and the corresponding clue is on the back of the card. Give each student one card. If extra cards are available, some students can have two, or the teacher can play, but all cards must be distributed.

● Go!

- The students begin by reading the number on the front of their card and the clue on the back. Their task is to find the person with the card whose number matches their clue. For example, if the clue is “Who has twice my number?” and the number is 5, the student must find the person with the number 10.
- Eventually, the students should form a circle with each student standing next to the person who “matches” them.

Variation:

- After a round of play, you may want to guide students into creating their own set of cards. First, have each student select two numbers. (No number can be used more than once.) Then each student should think of directions that will lead from one of the numbers to the second number. Then all of the students' numbers can be put together to form a new deck.

In-Class Game

Who Has My Number? (Lesson 4-6)

Work with your classmates.

- Begin by reading the number on the front of your card and the clue on the back. Your task is to find the person with the card whose number matches your clue. For example, if the clue is “Who has twice my number?” and the number is 5, you must find the person with the number 10.
- Eventually, form a circle with each student standing next to the person who “matches” them.



In-Class Game

Number Cards A (Lesson 4-6)

Front	Back
17	Subtract 1 and add 25.
27	Who has my number increased by 3, divided by 10, multiplied by 7, divided by 3, and squared?
49	Who has 20 less than twice my number?
78	Who has 3 less than this number, divided by the square of 5?
3	Who has 3 less than 27 times this number, then halved?
39	Who has twice one third of this number?
26	Take this number, subtract 1, subtract the square of 3, and divide by 8.
2	Use this number as an exponent of 6 and divide what you get by 1.
36	Who has 28 more than 36 less than this number?
28	Divide this number by 4 and add 36.
43	Who has 15 less than 14 more than this number?
42	Divide this number by 42.
1	Who has 1 less than the product of this number and 3 times 6?

In-Class Game

Number Cards B (Lesson 4-6)

Front	Back
9	Who has my number times 3?
41	Add 7 to the quotient of this number divided by 41.
8	Who has this number multiplied by 7?
56	Divide 4 more than this number by the number of minutes in a half hour. Then add 2.
4	Who has the square of this number?
16	Who has the square root of this number increased by 1 and squared?
25	Who has 5 more, divided by 5?
6	Who has 3 times my number, increased by 2?
20	Who has my square, divided by 10?
40	Who has twice this value, divided by 16?
5	Who has 3 times its square?
75	Divide this number by 15 and add 4 to the quotient.