


Chapter 2

REINFORCEMENT


● **Viruses**

The pictures show a virus reproducing itself in a bacterial cell. Beside each picture, name the step and describe what is happening.

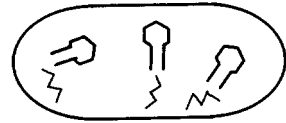
1. Step: _____
 Description: _____



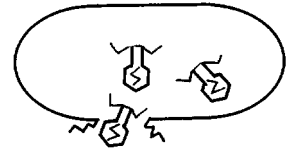
2. Step: _____
 Description: _____



3. Step: _____
 Description: _____



4. Step: _____
 Description: _____



Name three ways in which viruses are classified:

- 5. _____
- 6. _____
- 7. _____

Name the two parts of a virus particle.

- 8. _____
- 9. _____

Answer the following question.

10. What causes cold sores? Explain the process. _____

