


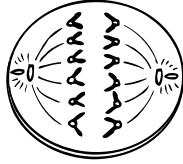
Chapter 4

Use with Section 1

REINFORCEMENT

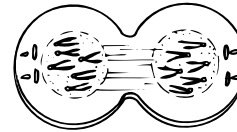
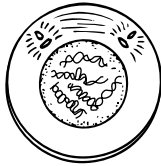
Cell Growth and Division

Label the following diagrams with the appropriate phase of mitosis.



1: _____

2: _____



3: _____

4: _____

Answer the following questions.

- 5. Why are skin cells undergoing mitosis continuously? _____

- 6. Once chromosomes have been copied during interphase, the cell is ready to begin what process? _____
- 7. During metaphase, the centromeres attach to what structures? _____
- 8. Why doesn't the cytoplasm pinch in following telophase in plant cells? _____
_____ What happens instead? _____

- 9. How many chromosomes does each new cell contain after mitosis if the parent has 52 chromosomes? _____
- 10. Why is mitosis a form of asexual reproduction? _____
- 11. What are three types of asexual reproduction? _____
- 12. What types of cells in your body are no longer undergoing mitosis? _____

- 13. What phase of the cell cycle are these cells in? _____