

## Chapter 10

Use with Section 1

## ENRICHMENT

## ● Weathering


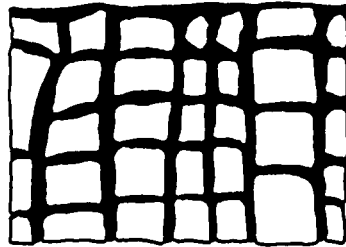
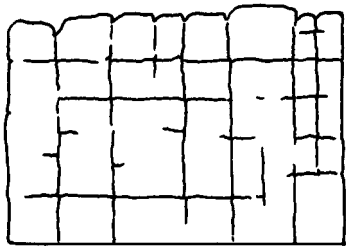
## The Forming of Tors

From afar, they resemble a family of huge robots standing in a field. Even as you get closer, they look like robots made of rock. Up close, you can see that they are rocks of different sizes stacked upon one another. This kind of landform is called a tor. Tors are usually granite and formed from weathering.

In the beginning, blocks of granite formed a solid wall. Cracks in the rocks and spaces between the rocks (even though they were small) allowed water to seep down and begin the weathering process. In some cases, the acidic water dissolved the minerals in the rocks and wore the edges of the rocks away. In other cases, the water seeped between the rocks and then

froze and thawed, which caused pieces of the rocks to crumble and split. And sometimes the minerals in the rocks absorbed the water, expanded, and split the rocks. The pieces that weathered eventually fell to the ground. The rocks that were closest together and the smaller rocks broke down first. What remained were large blocks of granite resting upon each other.

Sometimes the blocks look like figures, standing together in a group. Sometimes the rocks seem huddled together and form a rocky mound. Usually the tors are no higher than 4.5 meters. They are found in different parts of the world—for example, England, Tanzania, and New Zealand.



Remember that there are two kinds of weathering, mechanical and chemical, and that sometimes both kinds occur together. Below, fill in the action involved in forming tors that matches the type of weathering listed.

Types of weathering	Action
Chemical and mechanical	
Chemical	
Mechanical	

Do you think there will be any difference in height between the original rock formation and the tor?  
Explain your answer. \_\_\_\_\_

\_\_\_\_\_

\_\_\_\_\_