

Chapter 12

Use with Section 3

REINFORCEMENT**● Viruses**

The pictures show a virus reproducing itself in a bacterial cell. Beside each picture, name the step and describe what is happening.


1. Step: _____

Description: _____



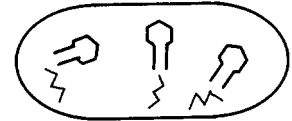
2. Step: _____

Description: _____




3. Step: _____

Description: _____



4. Step: _____

Description: _____



Name three ways in which viruses are classified:

5. _____

6. _____

7. _____

Name the two parts of a virus particle.

8. _____

9. _____

Answer the following question.

10. What causes cold sores? Explain the process. _____
