

**Chapter 15**

Use with Section 3


**REINFORCEMENT**

● **Viruses**

The pictures show a virus reproducing itself in a bacterial cell. Beside each picture, name the step and describe what is happening.


1. Step: \_\_\_\_\_

Description: \_\_\_\_\_



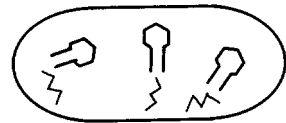
2. Step: \_\_\_\_\_

Description: \_\_\_\_\_




3. Step: \_\_\_\_\_

Description: \_\_\_\_\_



4. Step: \_\_\_\_\_

Description: \_\_\_\_\_



Name three ways in which viruses are classified:

5. \_\_\_\_\_

6. \_\_\_\_\_

7. \_\_\_\_\_

Name the two parts of a virus particle.

8. \_\_\_\_\_

9. \_\_\_\_\_

Answer the following question.

10. What causes cold sores? Explain the process. \_\_\_\_\_

\_\_\_\_\_

\_\_\_\_\_

\_\_\_\_\_

\_\_\_\_\_