
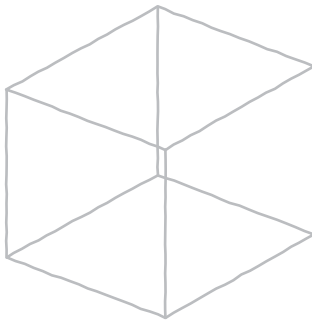


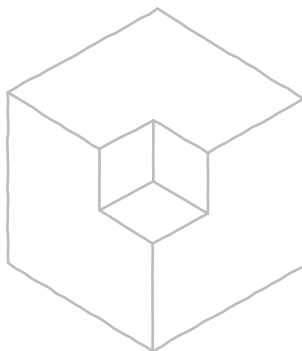
**Problem 5.** Use line weight to control the visual effects on wireframe cubes A, B, and C.



**A.** Which square tends to stay in front?



**B.** Can the top view dominate? Do the top and bottom views fluctuate readily?



**C.** Is the small cube projecting from, or cut out of, the larger cube?