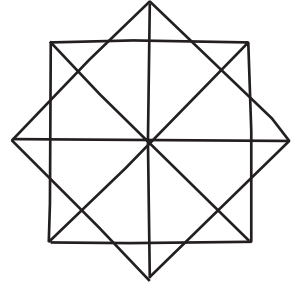
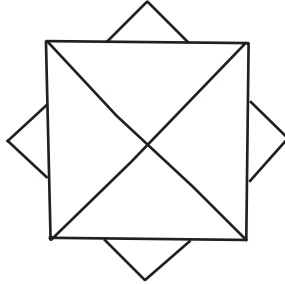
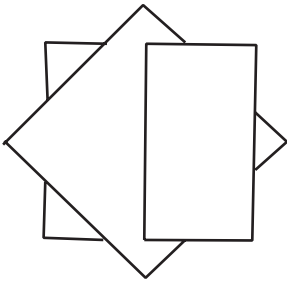










Problem 7. Study the transparent forms. In the blank shapes below, create eight different designs. Use shaded areas to develop three-dimensional images as shown in the examples. Develop your designs using freehand sketching only.



TRANSPARENT FORMS



EXAMPLES



BUILDING VISUAL POWERS WITH MONDRIAN FORMS