

Glencoe/McGraw-Hill

Pacing and Correlation

Glencoe *Mathematics: Applications and Connections*, Course 1 to the California Mathematics Academic Content Standards, Grade 6

The total number of days in the suggested Pacing is 176 including 2 days per chapter for reviewing and testing. This allows for teacher flexibility in planning due to testing, school cancellation, or shortened class periods.













***Pacing Legend:**



















Key = This lesson directly addresses a key California Math Standard as identified in the California Mathematics Framework.























Basic = This lesson directly addresses a California Math Standard.




















Prerequisite = This lesson addresses a prerequisite skill students will need in order to master a California Math Standard.
















Optional = This lesson does not directly address any California Math Standard.




















Student Edition Lesson	Standard	Pacing*	
		Type of Lesson	Number of Days
Chapter 1	Problem Solving, Numbers, and Algebra		
1-1	SDP2.3, MR1.1	Key 	1
1-2	SDP2.3, MR1.1, MR1.2	Key 	2
1-3	SDP2.3, MR1.1, MR2.1, MR2.6	Key 	1
1-4	AF1.3, AF1.4, SDP2.3, MR1.1, MR2.6	Key 	1
1-5A	MR1.2	Basic	$\frac{1}{2}$
1-5	AF1.2, AF1.3, SDP2.3, MR1.1, MR2.2	Key 	1
1-5B	AF1.2, AF1.3, MR1.1	Basic	$\frac{1}{2}$
1-6	AF1.3, MR1.1, MR2.1, MR2.2, MR2.5	Basic	1
1-7A	AF1.2, SDP2.3	Key 	$\frac{1}{2}$
1-7	AF1.3, SDP2.3, MR1.1, MR2.1, MR2.2	Key 	$1\frac{1}{2}$
Reviewing and Testing			2
Chapter 2	Statistics: Graphing Data		
2-1	AF1.2, SDP2.3	Key 	1
2-2	SDP2.3, MR1.2	Key 	1
2-3	AF1.3, SDP2.3, MR1.1, MR2.3	Key 	$\frac{1}{2}$
2-3B	AF1.2, SDP2.3, MR2.3, MR3.2	Key 	$\frac{1}{2}$
2-4	SDP2.3, MR2.3	Key 	1









Student Edition Lesson	Standard	Pacing*	
		Type of Lesson	Number of Days
2-5	AF1.3, SDP2.3, MR1.1, MR2.3	Key 	2
2-6	SDP2.3, MR1.1, MR2.3, MR2.4	Key 	1
2-7	SDP1.1, SDP1.2, SDP1.3, SDP1.4, SDP2.3, MR2.6	Key 	1½
2-7B	SDP2.3, MR1.2	Key 	½
2-8	SDP1.1, SDP1.4, SDP2.3, MR1.1	Key 	2
2-9	AF3.2, SDP1.1, SDP2.3, MR1.1	Key 	1
Reviewing and Testing			2
Chapter 3	Adding and Subtracting Decimals		
3-1A		Optional	0
3-1	AF3.2, SDP1.1, SDP2.3, MR1.1, MR2.4, MR2.5	Key 	1
3-2A	SDP2.3	Key 	½
3-2	NS1.1, AF1.3, MR1.1	Key 	1½
3-3	NS1.1, SDP1.1, SDP2.3, MR2.6	Key 	1
3-4	NS1.1, SDP1.4, SDP2.3, MR2.3, MR2.6	Key 	2
3-5	NS1.1, AF1.3, SDP1.1, SDP2.3, MR1.1, MR2.1, MR2.3, MR2.6, MR2.7, MR3.1	Key 	1
3-6A	SDP2.3, MR2.1, MR3.2	Key 	½
3-6	SDP1.4, SDP2.3, MR2.1, MR2.3, MR2.6	Key 	1½
Reviewing and Testing			2
Chapter 4	Multiplying and Dividing Decimals		
4-1A	MR1.2	Basic	½
4-1	SDP2.3, MR2.1, MR2.3	Key 	½
4-2	AF1.3, MR1.1, MR2.1	Basic	1
4-3A		Optional	0
4-3	NS1.1, AF1.3, SDP2.3, MR2.1, MR2.3	Key 	2
4-3B		Optional	0
4-4	AF1.3, AF3.1, AF3.2, MR1.1, MR2.2	Basic	1
4-4B	AF3.1, AF3.2	Optional	0
4-5A	AF3.1, AF3.2, SDP2.3, MR1.3, MR2.3	Key 	½
4-5	AF1.3, AF3.1, AF3.2, SDP1.4, SDP2.3, MR1.1, MR1.3, MR2.1, MR2.3, MR2.7, MR3.1	Key 	1½

Student Edition Lesson	Standard	Pacing*	
		Type of Lesson	Number of Days
4-6A		Optional	0
4-6	SDP2.3, MR1.3, MR2.1, MR2.3	Key 	2
4-7	SDP1.1, SDP2.3, MR2.1	Key 	1
4-8	SDP2.3	Key 	1
4-9	NS1.3, AF2.1, SDP2.3, MR2.3	Key 	2
Reviewing and Testing			2
Chapter 5	Using Number Patterns, Fractions, and Ratios		
5-1	AF2.1	Basic	1
5-2A		Optional	0
5-2	NS1.3, SDP1.1, SDP2.3, MR2.5	Key 	2
5-3A	SDP2.3	Key 	$\frac{1}{2}$
5-3	NS2.4, AF3.1, AF3.2, MR2.2	Key 	$1\frac{1}{2}$
5-4A	NS1.1	Key 	$\frac{1}{2}$
5-4	NS1.1, NS1.2, NS1.3, NS2.4, AF1.3, MR1.1, MR2.4	Key 	1
5-4B	SDP3.2, SDP3.3	Key 	$\frac{1}{2}$
5-5	NS2.4, MR1.2	Key 	2
5-6	NS1.3, NS2.4, AF1.3, AF2.1, AF3.1, AF3.2, MR1.1, MR2.6	Key 	1
5-7	NS2.4, SDP1.1, SDP2.3, MR1.1	Key 	2
5-8	NS1.1, NS1.2, NS1.3, NS2.4, AF2.1, SDP2.3, MR1.1, MR2.3	Key 	1
5-9	NS1.1, NS2.4, AF1.3, AF3.1, AF3.2, MR1.1, MR2.6	Key 	2
5-10	NS2.4, AF1.3, SDP2.3, MR1.1	Key 	2
Reviewing and Testing			2
Chapter 6	Adding and Subtracting Fractions		
6-1	NS1.1, SDP2.3, MR2.1, MR2.6	Key 	1
6-2	NS1.2, NS1.3, NS2.1, AF2.1, MR2.1, MR2.7, MR3.1	Key 	$\frac{1}{2}$
6-2B	NS2.1, AF1.2, AF1.3, AF3.1, AF3.2, SDP1.1, SDP2.3, MR1.1	Key 	$\frac{1}{2}$
6-3	NS1.1, NS2.1, NS2.4, MR1.1, MR2.1	Key 	2
6-4A		Optional	0
6-4	NS2.1, NS2.4, SDP2.3, MR2.2, MR2.3	Key 	2
6-5	NS1.1, NS1.3, NS2.1, NS2.4, AF2.1, SDP2.3, MR2.2	Key 	2

Student Edition Lesson	Standard	Pacing*	
		Type of Lesson	Number of Days
6-6	NS2.1, NS2.4, AF1.3, SDP1.1, SDP2.3, MR1.1	Key 	2
6-7	NS2.1, NS2.4, MR2.5	Key 	2
Reviewing and Testing			2
Chapter 7	Multiplying and Dividing Fractions		
7-1	NS1.2, NS1.3, NS2.1, AF2.1, SDP2.3, MR2.1, MR2.3	Key 	1
7-2A	NS2.1	Key 	$\frac{1}{2}$
7-2	NS2.1, NS2.2, NS2.4, SDP2.3, MR2.1	Key 	$\frac{1}{2}$
7-3	NS2.1, NS2.4, AF1.3, SDP2.3, MR1.1, MR2.2	Key 	2
7-4	NS2.1, NS2.4, AF3.1, AF3.2, MG1.1, MG1.2, MR1.1, MR2.4, MR2.6, MR3.3	Key 	2
7-5A	NS2.1	Key 	$\frac{1}{2}$
7-5	NS1.3, NS2.1, NS2.2, NS2.4, AF2.1, AF3.1, AF3.2, MG1.2, SDP2.3	Key 	$\frac{1}{2}$
7-6	NS2.1, NS2.4, AF1.3, AF3.1, AF3.2, SDP2.3, MR1.1, MR2.2	Key 	2
7-7	NS1.3, NS2.1, NS2.4, AF2.1, SDP2.3	Key 	2
7-7B		Optional	0
7-8A	AF3.1, AF3.2, MR1.2, MR3.2	Basic	$\frac{1}{2}$
7-8	NS1.1, NS1.3, NS2.1, AF2.1, MR1.1	Key 	1
7-8B	MR1.1	Basic	$\frac{1}{2}$
Reviewing and Testing			2
Chapter 8	Exploring Ratio, Proportion, and Percent		
8-1A	NS1.2	Key 	$\frac{1}{2}$
8-1	NS1.2, NS2.4, AF2.2, AF2.3, AF3.1, AF3.2, MG1.2, SDP2.3, MR2.3, MR3.3	Key 	1
8-1B	NS1.2, SDP3.3	Key 	$\frac{1}{2}$
8-2	NS1.3, NS2.1, AF1.1, AF2.3, MR1.1, MR2.2	Key 	$1\frac{1}{2}$
8-2B	NS1.3	Key 	$\frac{1}{2}$
8-3A	AF1.2, SDP2.3, MR2.3	Key 	$\frac{1}{2}$
8-3	NS1.3, NS2.4, AF1.1, AF3.2, MR1.1	Key 	$\frac{1}{2}$






Student Edition Lesson	Standard	Pacing*	
		Type of Lesson	Number of Days
8-4A		Optional	0
8-4	NS1.2, NS1.3, NS1.4, NS2.1, NS2.4, AF1.1, AF1.3, AF2.1, AF3.2, SDP2.3, MR1.1	Key 	2
8-5	NS1.3, NS1.4, AF2.1, AF2.3, SDP2.3	Key 	2
8-6	NS1.4, AF3.1, AF3.2, SDP1.1, SDP2.3, MR2.1, MR2.3, MR2.7, MR3.1	Key 	1
8-7	NS1.4, NS2.1, NS2.4, SDP2.3, MR2.1, MR2.3	Key 	2
Reviewing and Testing			2
Chapter 9	Geometry: Investigating Patterns		
9-1	NS1.1, NS1.4, NS2.4, AF1.3, AF3.2, MG2.1, MG2.2, SDP2.3, MR1.1, MR2.6	Key 	$\frac{1}{2}$
9-1B	SDP2.3	Key 	$\frac{1}{2}$
9-2	NS2.4, AF2.1, AF2.3, AF3.2, MR1.2	Key 	1
9-3A		Optional	0
9-3	NS2.4	Key 	2
9-4A		Optional	0
9-4	NS1.2, NS1.3, NS1.4, NS2.4, AF1.1, AF2.3, AF3.1, AF3.2, MG2.3, MR2.5	Key 	2
9-4B		Optional	0
9-5	NS2.1, NS2.4, AF3.2, SDP2.3, MR2.3	Key 	1
9-6	NS2.1, NS2.4, AF3.2, MR2.1	Key 	1
9-6B		Optional	0
Reviewing and Testing			2
Chapter 10	Geometry: Understanding Area and Volume		
10-1A	MR1.2	Basic	$\frac{1}{2}$
10-1	NS2.1, AF3.1, AF3.2, MR2.6	Key 	$1\frac{1}{2}$
10-2	NS1.4, NS2.1, NS2.4, AF2.1, AF3.1, AF3.2, MR2.6	Key 	2
10-3	NS2.1, AF2.1, AF3.1, AF3.2, MG1.1, MG1.2, MR2.6	Key 	$1\frac{1}{2}$
10-3B	SDP2.3	Key 	$\frac{1}{2}$

Student Edition Lesson	Standard	Pacing*	
		Type of Lesson	Number of Days
10-4	NS1.2, AF2.3, AF3.1, AF3.2, MG1.2	Key 	1
10-4B		Optional	0
10-5A	AF1.2, AF3.1, AF3.2, MG1.2, MR3.2	Basic	$\frac{1}{2}$
10-5	NS2.1, AF3.2, MG1.3, MR2.6	Key 	$1\frac{1}{2}$
10-6	NS2.1, AF3.1, AF3.2, MR2.2, MR2.5, MR2.6	Key 	2
10-6B		Optional	0
Reviewing and Testing			2
Chapter 11	Algebra: Investigating Integers		
11-1	NS2.1, NS2.4, AF3.1, AF3.2, MR3.3	Key 	2
11-2	NS2.1, NS2.4, AF3.1, AF3.2, SDP2.3, MR1.1	Key 	1
11-3A		Optional	0
11-3	NS2.3, MR1.1	Key 	2
11-4	NS2.1, NS2.3, NS2.4, SDP2.3	Key 	2
11-5	NS1.3, NS2.3, AF1.1, AF2.1	Key 	2
11-6A	NS2.3, AF1.2, AF3.1, AF3.2	Key 	$\frac{1}{2}$
11-6	NS1.4, NS2.3, SDP2.3, MR2.3	Key 	$1\frac{1}{2}$
11-7	NS2.1, AF1.3, AF3.2, SDP1.1, SDP2.3, MR1.1	Key 	2
11-8A		Optional	0
11-8	NS1.3, NS2.4, AF1.1, AF3.2	Key 	1
Reviewing and Testing			2
Chapter 12	Algebra: Exploring Equations		
12-1	NS2.3, AF1.1, AF3.1, AF3.2, SDP2.3, MR2.3	Key 	2
12-2	NS2.3, AF1.1, AF3.1, AF3.2, MG1.2, SDP2.3, MR2.3	Key 	2
12-3	NS1.3, NS2.1, NS2.3, AF1.1	Key 	2
12-4	NS1.1, NS2.3, AF1.1, MR2.2	Key 	$1\frac{1}{2}$
12-4B	AF1.1, AF3.1, AF3.2	Key 	$\frac{1}{2}$
12-5A	AF1.2	Basic	$\frac{1}{2}$
12-5	NS2.3, AF1.2, AF3.1, AF3.2, SDP2.3, MR2.2	Key 	$1\frac{1}{2}$
12-6	NS1.3, NS2.3, AF1.1, AF1.2, AF2.3, AF3.1, AF3.2, MG1.2, SDP2.3, MR2.2, MR2.3	Key 	2




Student Edition Lesson	Standard	Pacing*	
		Type of Lesson	Number of Days
Reviewing and Testing			2
Chapter 13	Using Probability		
13-1A	SDP3.3, MR1.2	Key 	$\frac{1}{2}$
13-1	NS1.2, NS1.4, NS2.3, NS2.4, SDP3.1, SDP3.3, SDP3.4, SDP3.5, MR2.4	Key 	$1\frac{1}{2}$
13-2A	NS2.3, AF1.2, SDP3.1, SDP3.3, MR3.2	Key 	$\frac{1}{2}$
13-2	NS1.2, NS1.3, NS1.4, AF1.1, AF2.1, SDP2.1, SDP2.2, SDP2.4, SDP2.5, SDP3.1, SDP3.2, SDP3.3, MR1.2	Key 	$\frac{1}{2}$
13-3	NS1.2, AF1.1, AF3.1, AF3.2, MG1.2, SDP2.2, SDP3.1, SDP3.3, MR2.2	Key 	$\frac{1}{2}$
13-3B	AF3.1, AF3.2, SDP3.2, SDP3.3	Basic	$\frac{1}{2}$
13-4	NS1.2, NS1.4, NS2.3, AF3.1, AF3.2, SDP3.1, SDP3.3, MR2.3, MR2.5	Key 	$\frac{1}{2}$
13-4B	NS1.2, SDP3.1, SDP3.2, SDP3.3	Key 	$\frac{1}{2}$
13-5	NS1.2, NS2.1, NS2.4, AF3.1, AF3.2, MG1.2, SDP3.3, SDP3.4, SDP3.5, MR2.2	Key 	2
Reviewing and Testing			2

GLENCOE/McGRAW-HILL CORRELATION



The California Mathematics Academic Content Standards, Grade 6
to Glencoe *Mathematics: Applications and Connections*, Course 1

STANDARDS	LESSON REFERENCES
NUMBER SENSE (NS)	
1.0 Students compare and order fractions, decimals, and mixed numbers. They solve problems involving fractions, ratios, proportions, and percentages.	
1.1  compare and order positive and negative fractions, decimals, and mixed numbers and place them on a number line	3-2, 3-3, 3-4, 3-5, 4-3, 5-4A, 5-4, 5-8, 5-9, 6-1, 6-3, 6-5, 7-8, 9-1, 12-4
1.2  interpret and use ratios in different contexts (e.g., batting averages, miles per hour) to show the relative sizes of two quantities using appropriate notations ($\frac{a}{b}$, a to b , $a:b$)	5-4, 5-8, 6-2, 7-1, 8-1A, 8-1, 8-1B, 8-4, 9-4, 10-4, 13-1, 13-2, 13-3, 13-4, 13-4B, 13-5
1.3  use proportions to solve problems (e.g., determine the value of N if $\frac{4}{7} = \frac{N}{21}$, find the length of a side of a polygon similar to a known polygon). Use cross-multiplication as a method for solving such problems, understanding it as multiplication of both sides of an equation by a multiplicative inverse.	4-9, 5-2, 5-4, 5-6, 5-8, 6-2, 6-5, 7-1, 7-5, 7-7, 7-8, 8-2, 8-2B, 8-3, 8-4, 8-5, 9-4, 11-5, 11-8, 12-3, 12-6, 13-2
1.4  calculate given percentages of quantities and solve problems involving discounts at sales, interest earned and tips	8-4, 8-5, 8-6, 8-7, 9-1, 9-4, 10-2, 11-6, 13-1, 13-2, 13-4
2.0 Students calculate and solve problems involving addition, subtraction, multiplication and division of rational numbers.	
2.1  solve problems involving addition, subtraction, multiplication and division of fractions and explain why a particular operation was used for a given situation	6-2, 6-2B, 6-3, 6-4, 6-5, 6-6, 6-7, 7-1, 7-2A, 7-2, 7-3, 7-4, 7-5A, 7-5, 7-6, 7-7, 7-8, 8-2, 8-4, 8-7, 9-5, 9-6, 10-1, 10-2, 10-3, 10-5, 10-6, 11-1, 11-2, 11-4, 11-7, 12-3, 13-5
2.2 explain the meaning of multiplication and division of fractions and perform the calculations (e.g., $\frac{5}{8}$ divided by $1\frac{5}{16} = \frac{5}{8} \times \frac{16}{15} = \frac{2}{3}$)	7-2, 7-5
2.3 solve addition, subtraction, multiplication and division problems, including those arising in concrete situations that use positive and negative numbers and combinations of these operations	11-3, 11-4, 11-5, 11-6A, 11-6, 12-1, 12-2, 12-3, 12-4, 12-5, 12-6, 13-1, 13-2A, 13-4








 = Key Standard

STANDARDS	LESSON REFERENCES
2.4  determine the least common multiple and greatest common divisor of whole numbers. Use them to solve problems with fractions (e.g., to find a common denominator in order to add two fractions or to find the reduced form for a fraction)	5-3, 5-4, 5-5, 5-6, 5-7, 5-8, 5-9, 5-10, 6-3, 6-4, 6-5, 6-6, 6-7, 7-2, 7-3, 7-4, 7-5, 7-6, 7-7, 8-1, 8-3, 8-4, 8-7, 9-1, 9-2, 9-3, 9-4, 9-5, 9-6, 10-2, 11-1, 11-2, 11-4, 11-8, 13-1, 13-5
ALGEBRA AND FUNCTIONS (AF)	
1.0 Students write verbal expressions and sentences as algebraic expressions and equations; they evaluate algebraic expressions, solve simple linear equations and graph and interpret their results.	
1.1  write and solve one-step linear equations in one variable	8-2, 8-3, 8-4, 9-4, 11-5, 11-8, 12-1, 12-2, 12-3, 12-4, 12-4B, 12-6, 13-2, 13-3
1.2 write and evaluate an algebraic expression for a given situation using up to three variables	1-5, 1-5B, 1-7A, 2-1, 2-3B, 6-2B, 8-3A, 10-5A, 11-6A, 12-5A, 12-5, 12-6, 13-2A
1.3 apply algebraic order of operations and the commutative, associative and distributive properties to evaluate expressions and justify each step in the process	1-4, 1-5, 1-5B, 1-6, 1-7, 2-3, 2-5, 3-2, 3-5, 4-2, 4-3, 4-4, 4-5, 5-4, 5-6, 5-9, 5-10, 6-2B, 6-6, 7-3, 7-6, 8-4, 9-1, 11-7
1.4 solve problems using correct order of operations manually and by using a scientific calculator	1-4
2.0 Students analyze and use tables, graphs and rules to solve problems involving rates and proportions.	
2.1 convert from one unit of measurement to another (e.g., from feet to miles, from centimeters to inches)	4-9, 5-1, 5-6, 5-8, 6-2, 6-5, 7-1, 7-5, 7-7, 7-8, 8-4, 8-5, 9-2, 10-2, 10-3, 11-5, 13-2
2.2  demonstrate understanding that rate is a measure of one quantity per unit value of another quantity	8-1
2.3 solve problems involving rates, average speed, distance and time	8-1, 8-2, 8-5, 9-2, 9-4, 10-4, 12-6
3.0 Students investigate geometric patterns and describe them algebraically.	
3.1 use variables in expressions describing geometric quantities (e.g., $P = 2w + 2l$, $A = \frac{1}{2}bh$, $C = \pi d$) which give the perimeter of a rectangle, area of a triangle, and circumference of a circle, respectively	4-4, 4-4B, 4-5A, 4-5, 5-3, 5-6, 5-9, 6-2B, 7-4, 7-5, 7-6, 7-8A, 8-1, 8-6, 9-4, 10-1, 10-2, 10-3, 10-4, 10-5A, 10-6, 11-1, 11-2, 11-6A, 12-1, 12-2, 12-4B, 12-5, 12-6, 13-3, 13-3B, 13-4, 13-5

 = Key Standard

STANDARDS	LESSON PLAN
3.2 express simple relationships arising from geometry in symbolic form	2-9, 3-1, 4-4, 4-4B, 4-5A, 4-5, 5-3, 5-6, 5-9, 6-2B, 7-4, 7-5, 7-6, 7-8A, 8-1, 8-3, 8-4, 8-6, 9-1, 9-2, 9-4, 9-5, 9-6, 10-1, 10-2, 10-3, 10-4, 10-5A, 10-5, 10-6, 11-1, 11-2, 11-6A, 11-7, 11-8, 12-1, 12-2, 12-4B, 12-5, 12-6, 13-3, 13-3B, 13-4, 13-5
MEASUREMENT AND GEOMETRY (MG)	
1.0 Students deepen their understanding of measurement of plane and solid shapes and use this understanding to solve problems.	
1.1 understand the concept of a constant number like π . Know  the formula for the circumference and area of a circle	7-4, 10-3
1.2 know common estimates of π (3.14 ; $\frac{22}{7}$) and use these values to estimate and calculate the circumference and the area of circles; compare with actual measurements	7-4, 7-5, 8-1, 10-3, 10-4, 10-5A, 12-2, 12-6, 13-3, 13-5
1.3 know and use the formulas for the volume of triangular prisms and cylinders (area of base x height); compare and explain the similarity between these formulas and the formula for the volume of a rectangular solid	10-4, 10-5
2.0 Students identify and describe the properties of two-dimensional figures.	
2.1 identify angles as vertical, adjacent, complementary and/or supplementary and provide descriptions of these terms	9-1
2.2 use the properties of complimentary and supplementary angles and of the angles of a triangle to solve problems involving an unknown angle 	9-1
2.3 draw quadrilaterals and triangles given information about them (e.g., a quadrilateral having equal sides but no right angles, a right isosceles triangle)	9-4
STATISTICS, DATA ANALYSIS and PROBABILITY (SDP)	
1.0 Students compute and analyze statistical measurement for data sets.	
1.1 compute the range, mean, median and mode of data sets	2-7, 2-8, 2-9, 3-1, 3-3, 3-5, 4-7, 5-2, 5-7, 6-2B, 6-6, 8-6, 11-7
1.2 understand how additional data added to data sets can effect these computations of measures of central tendency	2-7
1.3 understand how the inclusion or exclusion of outliers affect measures of central tendency	2-7
1.4 know why a specific measure of central tendency (mean, median, mode) provides the most useful information in a given context	2-7, 2-8, 3-4, 3-6, 4-5

 = Key Standard

STANDARDS	LESSON PLAN
2.0 Students use data samples of a population and describe the characteristics and limitations of the samples.	
2.1 compare different samples from a population with the data from the entire population and identify when it makes sense to use a sample	13-2
 2.2 identify different ways of selecting a sample (e.g., convenience sampling, those who respond to a survey, random sampling) and which makes a sample more representative for a population	13-2, 13-3
 2.3 analyze data displays and explain how the way the question was asked might have influenced the results obtained, and/or how the way the results were displayed might have influenced the conclusions reached	1-1, 1-2, 1-3, 1-4, 1-5, 1-7A, 1-7, 2-1, 2-2, 2-3, 2-3B, 2-4, 2-5, 2-6, 2-7, 2-7B, 2-8, 2-9, 3-1, 3-2A, 3-3, 3-4, 3-5, 3-6A, 3-6, 4-1, 4-3, 4-5A, 4-5, 4-6, 4-7, 4-8, 4-9, 5-2, 5-3A, 5-7, 5-8, 5-10, 6-1, 6-2B, 6-4, 6-5, 6-6, 7-1, 7-2, 7-3, 7-5, 7-6, 7-7, 8-1, 8-3A, 8-4, 8-5, 8-6, 8-7, 9-1, 9-1B, 9-5, 10-3B, 11-2, 11-4, 11-6, 11-7, 12-1, 12-2, 12-5, 12-6
 2.4 identify data that represent sampling and explain why the sample (and the display) may be biased	13-2
 2.5 identify claims based on statistical data and, in simple cases, evaluate the validity of the claims	13-2
3.0 Students determine theoretical and experimental probabilities and use these to make predictions about events.	
 3.1 represent all possible outcomes for compound events in an organized way (e.g., tables, grids, tree diagrams) and express the theoretical probability of each outcome	13-1, 13-2A, 13-2, 13-3, 13-4, 13-4B
3.2 use data to estimate the probability for future events (e.g., batting averages or number of accidents per mile driven)	5-4B, 13-2, 13-3B, 13-4B
 3.3 represent probabilities as ratios, proportions, and decimals between 0 and 1, and percents between 0 and 100 and check that probabilities computed are reasonable; know how this is related to the probability of an event not occurring	5-4B, 8-1B, 13-1A, 13-1, 13-2A, 13-2, 13-3, 13-3B, 13-4, 13-4B, 13-5
3.4 understand that the probability of either of two disjoint events occurring is the sum of the two individual probabilities and that the probability of one event following another, in independent trials, is the product of the two probabilities	13-1, 13-5
 3.5 understand the difference between independent and dependent events and how this affects the results for specific probability situations	13-1, 13-5

 = Key Standard

STANDARDS	LESSON PLAN
MATHEMATICAL REASONING (MR)	
1.0 Students make decisions about how to approach problems.	
1.1 analyze problems by identifying relationships, discriminating relevant from irrelevant information, identifying missing information, sequencing and prioritizing information and observing patterns	1-1, 1-2, 1-3, 1-4, 1-5, 1-5B, 1-6, 1-7, 2-3, 2-5, 2-6, 2-8, 2-9, 3-1, 3-2, 3-5, 4-2, 4-4, 4-5, 5-4, 5-6, 5-7, 5-8, 5-9, 5-10, 6-2B, 6-3, 6-6, 7-3, 7-4, 7-6, 7-8, 7-8B, 8-2, 8-3, 8-4, 9-1, 11-2, 11-3, 11-7
1.2 formulate and justify mathematical conjectures based upon a general description of the mathematical question or problem posed	1-2, 1-5A, 2-2, 2-7B, 4-1A, 5-5, 7-8A, 9-2, 10-1A, 13-1A, 13-2
1.3 determine when and how to break a problem into simpler parts	4-5A, 4-5, 4-6
2.0 Students use strategies, skills and concepts in finding solutions	
2.1 use estimation to verify the reasonableness of calculated results	1-3, 1-6, 1-7, 3-5, 3-6A, 3-6, 4-1, 4-2, 4-3, 4-5, 4-6, 4-7, 6-1, 6-2, 6-3, 7-1, 7-2, 8-6, 8-7, 9-6
2.2 apply strategies and results from simpler problems to more complex problems	1-5, 1-6, 1-7, 4-4, 5-3, 6-4, 6-5, 7-3, 7-6, 8-2, 10-6, 12-4, 12-5, 12-6, 13-3, 13-5
2.3 estimate unknown quantities graphically and solve for them using logical reasoning, and arithmetic and algebraic techniques	2-3, 2-3B, 2-4, 2-5, 2-6, 3-4, 3-5, 3-6, 4-1, 4-3, 4-5A, 4-5, 4-6, 4-9, 5-8, 6-4, 7-1, 8-1, 8-3A, 8-6, 8-7, 9-5, 11-6, 12-1, 12-2, 12-6, 13-4
2.4 use a variety of methods such as words, numbers, symbols, charts, graphs, tables, diagrams and models to explain mathematical reasoning	2-6, 3-1, 5-4, 7-4, 13-1
2.5 express the solution clearly and logically using appropriate mathematical notation and terms and clear language, and support solutions with evidence, in both verbal and symbolic work	1-6, 3-1, 5-2, 6-7, 9-4, 10-6, 13-4
2.6 indicate the relative advantages of exact and approximate solutions to problems and give answers to a specified degree of accuracy	1-3, 1-4, 2-7, 3-3, 3-4, 3-5, 3-6, 5-6, 5-9, 6-1, 7-4, 9-1, 10-1, 10-2, 10-3, 10-5, 10-6
2.7 make precise calculations and check the validity of the results from the context of the problem	3-5, 4-5, 6-2, 8-6
3.0 Students move beyond a particular problem by generalizing to other situations.	
3.1 evaluate the reasonableness of the solution in the context of the original situation	3-5, 4-5, 6-2, 8-6
3.2 note method of deriving the solution and demonstrate conceptual understanding of the derivation by solving similar problems	2-3B, 3-6A, 7-8A, 10-5A, 13-2A
3.3 develop generalizations of the results obtained and the strategies used and extend them to new problem situations.	7-4, 8-1, 11-1

 = Key Standard