

# 6 Algebra: Exploring Equations and Functions



## Chapter Pacing Guide


Please note that this pacing guide is based upon completing the entire text in 165 classes, approximately 50 minutes each. More time can be allotted for this chapter if you do not plan to teach the entire text.

Day (Standard)	Day (Honors)	Lesson	Title
1	1	*Chapter Project	Theme: Roller Coasters America's Scream Machines
2 & 3		*6-1A	<small>HANDS-ON LAB</small> Cooperative Learning Solving Equations Using Models
	2	6-1	Solving Addition and Subtraction Equations
4	3	6-1B	<small>THINKING LAB</small> Problem Solving Work Backward
5	4	6-2	Solving Multiplication Equations
6 & 7		*6-3A	<small>HANDS-ON LAB</small> Cooperative Learning Solving Two-Step Equations
	5 & 6	6-3	Solving Two-Step Equations
8	7	6-4	Writing Expressions and Equations
9	8	6-5	Inequalities
10	9 & 10	6-6	Functions and Graphs
11 & 12		*6-7A	<small>HANDS-ON LAB</small> Cooperative Learning A Function of Time
	11	6-7	Functions and Equations
13	12	Review: Study Guide and Assessment	
14	13	Assessment: Chapter Test	

\*Optional

## Chapter Resources

<p><b>Meeting Individual Needs</b>  <i>Investigations for the Special Education Student, How Does Your Garden Grow?</i>, pp. 39-42  <i>Spanish Study Guide and Assessment</i>  <i>Study Guide and Practice Workbook</i></p>	<p><b>Technology</b>  <i>Electronic Teacher's Classroom Resources (ETCR)</i>  <a href="http://www.glencoe.com/sec/math/mac/mathnet">www.glencoe.com/sec/math/mac/mathnet</a></p>
<p><b>Interactive Mathematics: Activities and Investigations</b>            Units 13 and 16</p>	<p><b>Applications</b>  <i>Family Letters and Activities</i>, pp. 37-38  <i>Spanish Family Letters and Activities</i>, pp. 37-38</p>



# Chapter Project (pp. 224-225)



Teacher's Name \_\_\_\_\_ Dates \_\_\_\_\_

Grade \_\_\_\_\_ Class \_\_\_\_\_ M Tu W Th F

## Objectives

- \_\_\_\_\_ Use equations to determine average speed from distance and time measurements.
- \_\_\_\_\_ Use graphs and charts to compare quantities.


## Theme: Roller Coasters

- \_\_\_\_\_ Chapter Project, *SE*, p. 225
- \_\_\_\_\_ Chapter 6 Notes, *TWE*, p. 224
- \_\_\_\_\_ Question of the Day, *TWE*, p. 224
- \_\_\_\_\_ ⇔ *Investigations and Projects Masters*, pp. 37-40

### Homework Assignments

- \_\_\_\_\_ p. 236, Working on the Chapter Project, Exercise 32
- \_\_\_\_\_ p. 252, Working on the Chapter Project, Exercise 8
- \_\_\_\_\_ p. 257, Working on the Chapter Project, Exercise 30
- \_\_\_\_\_ p. 261, Completing the Chapter Project, Alternative Assessment

KEY SE = Student Edition TWE = Teacher's Wraparound Edition ⇔ = Other Program Components



# Lesson Planning Guide (pp. 226-227)



Teacher's Name \_\_\_\_\_ Dates \_\_\_\_\_

Grade \_\_\_\_\_ Class \_\_\_\_\_ M Tu W Th F

## Objectives

\_\_\_\_\_ Use models to solve equations.

## MANAGEMENT

\_\_\_\_\_ Getting Started, *TWE*, p. 226

\_\_\_\_\_ ⇨ *Hands-On Lab Masters*, p. 6: integer counters;  
p. 7: pattern for cup; p. 9: equation mat

\_\_\_\_\_ ⇨ *Teacher's Guide for Overhead Manipulative Resources*,  
Lesson 6-1A

\_\_\_\_\_ ⇨ *Overhead Manipulative Resources*: cups, counters, equation mat

The California Mathematics Academic Content Standards	
Grade 6:	AF1.1 Key Lesson
Grade 7:	AF1.4, MR2.5, MR2.6 Basic Lesson

## ASSESS

\_\_\_\_\_ *TWE*, p. 227

\_\_\_\_\_ ⇨ *Hands-On Lab Masters*, p. 49

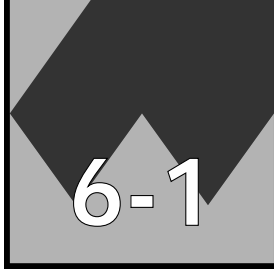
### Class Activity (pp. 226-227)

\_\_\_\_\_ All: 1-15

\_\_\_\_\_ Alternate Assignment: \_\_\_\_\_

\_\_\_\_\_ Math Journal, *TWE*, p. 227

KEY SE = Student Edition TWE = Teacher's Wraparound Edition ⇨ = Other Program Components



# Lesson Planning Guide (pp. 228-231)



Teacher's Name \_\_\_\_\_ Dates \_\_\_\_\_

Grade \_\_\_\_\_ Class \_\_\_\_\_ M Tu W Th F

## Objectives

\_\_\_\_\_ Solve addition and subtraction equations.

### 1 FOCUS

- \_\_\_\_\_ 5-Minute Check, *TWE*, p. 228
- \_\_\_\_\_ ⇨ Transparency 6-1A
- \_\_\_\_\_ Motivating the Lesson, Hands-On-Activity, *TWE*, p. 228

### 2 TEACH

- \_\_\_\_\_ ⇨ Transparency 6-1B
- \_\_\_\_\_ Thinking Algebraically, *TWE*, p. 229
- \_\_\_\_\_ Multiple Learning Styles, Kinesthetic, *TWE*, p. 229
- \_\_\_\_\_ In-Class Examples, *TWE*, p. 229
- \_\_\_\_\_ ⇨ *Study Guide Masters*, p. 42
- \_\_\_\_\_ Reteaching the Lesson, *TWE*, p. 230
- \_\_\_\_\_ Error Analysis, *TWE*, p. 230
- \_\_\_\_\_ ⇨ *CD-ROM Program*, Resource Lesson 6-1, Interactive Lesson 6-1
- \_\_\_\_\_ ⇨ *Interactive Mathematics Tools Software*

### 3 PRACTICE/APPLY

- \_\_\_\_\_ Check for Understanding, *SE*, p. 230

#### Homework Assignments (p. 231)

\_\_\_\_\_ Core: 13-33 odd, 35-39                      \_\_\_\_\_ Enriched: 12-30 even, 32-39  
 \_\_\_\_\_ Alternate Assignment: \_\_\_\_\_


- \_\_\_\_\_ Extra Practice, *SE*, p. 583
- \_\_\_\_\_ ⇨ *Practice Masters*, p. 42
- \_\_\_\_\_ ⇨ *Technology Masters*, Calculator Activity, p. 37

### 4 ASSESS

- \_\_\_\_\_ Closing Activity, Writing, *TWE*, p. 231
- \_\_\_\_\_ Extending the Lesson, *TWE*, p. 231
- \_\_\_\_\_ ⇨ *Enrichment Masters*, p. 42

The California Mathematics Academic Content Standards	
Grade 6:	AF1.1, MR2.3, MR2.4
	Key Lesson
Grade 7:	AF1.4, MR2.3, MR2.4, MR2.5, MR2.6, MR2.8, MR3.1
	Basic Lesson

**KEY**    *SE* = Student Edition    *TWE* = Teacher's Wraparound Edition    ⇨ = Other Program Components



# Lesson Planning Guide (pp. 232-233)



Teacher's Name \_\_\_\_\_ Dates \_\_\_\_\_

Grade \_\_\_\_\_ Class \_\_\_\_\_ M Tu W Th F

## Objectives

\_\_\_\_\_ Solve problems by working backward.

### 1 FOCUS

\_\_\_\_\_ Getting Started, *TWE*, p. 232

### 2 TEACH

\_\_\_\_\_ In-Class Examples, *TWE*, p. 232

\_\_\_\_\_ Reteaching the Lesson, *TWE*, p. 232

### 3 PRACTICE/APPLY

\_\_\_\_\_ Check for Understanding, *TWE*, p. 233

<b>The California Mathematics Academic Content Standards</b>	
<b>Grade 6:</b>	MR2.3
<b>Basic Lesson</b>	
<b>Grade 7:</b>	AF1.4, MR2.4, MR2.5, MR2.6, MR3.2, MR3.3
<b>Basic Lesson</b>	

### Homework Assignments (p. 233)

\_\_\_\_\_ All: 5-15

\_\_\_\_\_ Alternate Assignment: \_\_\_\_\_

\_\_\_\_\_ Extra Practice, *SE*, p. 583

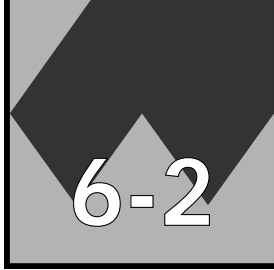
\_\_\_\_\_ Mixed Problem Solving, *SE*, pp. 605-606

### 4 ASSESS

\_\_\_\_\_ Closing Activity, Writing, *TWE*, p. 233

\_\_\_\_\_ Extending the Lesson, *TWE*, p. 233

KEY SE = Student Edition TWE = Teacher's Wraparound Edition ⇔ = Other Program Components



# Lesson Planning Guide (pp. 234-237)



Teacher's Name \_\_\_\_\_ Dates \_\_\_\_\_

Grade \_\_\_\_\_ Class \_\_\_\_\_ M Tu W Th F

## Objectives

\_\_\_\_\_ Solve multiplication equations.

### 1 FOCUS

\_\_\_\_\_ 5-Minute Check, *TWE*, p. 234

\_\_\_\_\_ ⇨ Transparency 6-2A

\_\_\_\_\_ Motivating the Lesson, Problem Solving, *TWE*, p. 234

\_\_\_\_\_ Multiple Learning Styles, Interpersonal, *TWE*, p. 234

### 2 TEACH

\_\_\_\_\_ ⇨ Transparency 6-2B

\_\_\_\_\_ Using the Mini-Lab, *TWE*, p. 235

\_\_\_\_\_ ⇨ *Teacher's Guide for Overhead Manipulative Resources*, Mini-Lab for Lesson 6-2

\_\_\_\_\_ In-Class Examples, *TWE*, p. 235

\_\_\_\_\_ ⇨ *Study Guide Masters*, p. 43

\_\_\_\_\_ Reteaching the Lesson, *TWE*, p. 236

\_\_\_\_\_ Error Analysis, *TWE*, p. 236

\_\_\_\_\_ ⇨ *CD-ROM Program*, Resource Lesson 6-2, Interactive Lesson 6-2

### 3 PRACTICE/APPLY

\_\_\_\_\_ Check for Understanding, *SE*, p. 236

#### Homework Assignments (pp. 236-237)

\_\_\_\_\_ Core: 11-33 odd, 34-38

\_\_\_\_\_ Enriched: 12-30 even, 31, 33-38

\_\_\_\_\_ Optional: 32 (Working on the Chapter Project)

\_\_\_\_\_ Alternate Assignment: \_\_\_\_\_

\_\_\_\_\_ Extra Practice, *SE*, p. 584

\_\_\_\_\_ ⇨ *Hands-On Lab Masters*, p. 77

\_\_\_\_\_ ⇨ *Practice Masters*, p. 43

\_\_\_\_\_ ⇨ *Diversity Masters*, p. 19

### 4 ASSESS

\_\_\_\_\_ Let the Games Begin, *SE*, p. 237

\_\_\_\_\_ Closing Activity, Speaking, *TWE*, p. 237

\_\_\_\_\_ ⇨ *Assessment and Evaluation Masters*, Quiz A, p. 155

\_\_\_\_\_ Extending the Lesson, *TWE*, p. 237

\_\_\_\_\_ ⇨ *Enrichment Masters*, p. 43

**KEY** SE = Student Edition TWE = Teacher's Wraparound Edition ⇨ = Other Program Components



# Lesson Planning Guide (p. 238)



Teacher's Name \_\_\_\_\_ Dates \_\_\_\_\_  
Grade \_\_\_\_\_ Class \_\_\_\_\_ M Tu W Th F

## Objectives

\_\_\_\_\_ Use models to solve two-step equations.

## MANAGEMENT

- \_\_\_\_\_ Getting Started, *TWE*, p. 238
- \_\_\_\_\_ ⇨ *Hands-On Lab Masters*, p. 6: integer counters; p. 7: pattern for cup; p. 9: equation mat
- \_\_\_\_\_ ⇨ *Teacher's Guide for Overhead Manipulative Resources*, Lesson 6-3A
- \_\_\_\_\_ ⇨ *Overhead Manipulative Resources*: cups, counters, equation mat

<b>The California Mathematics Academic Content Standards</b>	
<b>Grade 6:</b>	<b>Optional Lesson</b>
<b>Grade 7:</b>	AF4.1, MR2.4, MR2.5, MR2.6
	<b>Key Lesson</b>

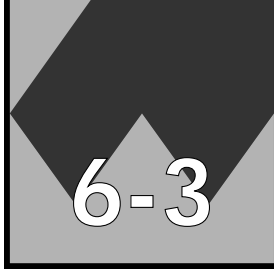
## ASSESS

- \_\_\_\_\_ *TWE*, p. 238
- \_\_\_\_\_ ⇨ *Hands-On Lab Masters*, p. 50

<b>Class Activity (p. 238)</b>	
_____ All: 1-8	_____ Alternate Assignment: _____

\_\_\_\_\_ Math Journal, *TWE*, p. 238

KEY SE = Student Edition TWE = Teacher's Wraparound Edition ⇨ = Other Program Components



# Lesson Planning Guide (pp. 239-241)



Teacher's Name \_\_\_\_\_ Dates \_\_\_\_\_

Grade \_\_\_\_\_ Class \_\_\_\_\_ M Tu W Th F

## Objectives

\_\_\_\_\_ Solve two-step equations.

### 1 FOCUS

- \_\_\_\_\_ 5-Minute Check, *TWE*, p. 239
- \_\_\_\_\_ ⇨ Transparency 6-3A
- \_\_\_\_\_ Motivating the Lesson, Communication, *TWE*, p. 239

### 2 TEACH

- \_\_\_\_\_ ⇨ Transparency 6-3B
- \_\_\_\_\_ Reading Mathematics, *TWE*, p. 239
- \_\_\_\_\_ In-Class Examples, *TWE*, p. 240
- \_\_\_\_\_ ⇨ *Study Guide Masters*, p. 44
- \_\_\_\_\_ Reteaching the Lesson, *TWE*, p. 240
- \_\_\_\_\_ Error Analysis, *TWE*, p. 240
- \_\_\_\_\_ ⇨ *CD-ROM Program*, Resource Lesson 6-3, Interactive Lesson 6-3
- \_\_\_\_\_ ⇨ *Interactive Mathematics Tools Software*

### 3 PRACTICE/APPLY

- \_\_\_\_\_ Check for Understanding, *SE*, p. 240


#### Homework Assignments (p. 241)

- \_\_\_\_\_ Core: 11-33 odd, 34-38
- \_\_\_\_\_ Enriched: 12-30 even, 31-38
- \_\_\_\_\_ Alternate Assignment: \_\_\_\_\_


- \_\_\_\_\_ Extra Practice, *SE*, p. 584
- \_\_\_\_\_ ⇨ *Practice Masters*, p. 44
- \_\_\_\_\_ ⇨ *School to Career Masters*, p. 19

### 4 ASSESS

- \_\_\_\_\_ Closing Activity, Writing, *TWE*, p. 241
- \_\_\_\_\_ Extending the Lesson, *TWE*, p. 241
- \_\_\_\_\_ ⇨ *Enrichment Masters*, p. 44

The California Mathematics Academic Content Standards	
Grade 6:	MR2.3
Basic Lesson	
Grade 7:	AF1.4, AF4.1, MG1.1, MR2.3, MR2.4, MR2.5, MR2.6, MR2.8, MR3.1
	Key Lesson

KEY SE = Student Edition TWE = Teacher's Wraparound Edition ⇨ = Other Program Components



# Lesson Planning Guide (pp. 242-245)



Teacher's Name \_\_\_\_\_ Dates \_\_\_\_\_

Grade \_\_\_\_\_ Class \_\_\_\_\_ M Tu W Th F

## Objectives

\_\_\_\_\_ Write simple algebraic expressions and equations from verbal phrases and sentences.

### 1 FOCUS

- \_\_\_\_\_ 5-Minute Check, *TWE*, p. 242
- \_\_\_\_\_ ⇨ Transparency 6-4A
- \_\_\_\_\_ Motivating the Lesson, Problem Solving, *TWE*, p. 242
- \_\_\_\_\_ Multiple Learning Styles, Auditory/Musical, *TWE*, p. 242

### 2 TEACH

- \_\_\_\_\_ ⇨ Transparency 6-4B
- \_\_\_\_\_ Reading Mathematics, *TWE*, p. 243
- \_\_\_\_\_ Cross-Curriculum Cue, *TWE*, p. 243
- \_\_\_\_\_ In-Class Examples, *TWE*, p. 243
- \_\_\_\_\_ ⇨ *Study Guide Masters*, p. 45
- \_\_\_\_\_ Reteaching the Lesson, *TWE*, p. 244
- \_\_\_\_\_ ⇨ *CD-ROM Program*, Resource Lesson 6-4

### 3 PRACTICE/APPLY

- \_\_\_\_\_ Check for Understanding, *SE*, p. 244

The California Mathematics Academic Content Standards	
<b>Grade 6:</b>	AF1.1, AF1.2, AF2.1, MR2.5 <span style="font-size: 1.2em;">🔑</span> Key Lesson
<b>Grade 7:</b>	AF1.1, AF1.4, AF4.1, MR2.3, MR2.5, MR2.6 <span style="font-size: 1.2em;">🔑</span> Key Lesson

### Homework Assignments (pp. 244-245)


- \_\_\_\_\_ Core: 13-35 odd, 36-41      \_\_\_\_\_ Enriched: 12-32 even, 33-41  
 \_\_\_\_\_ Alternate Assignment: \_\_\_\_\_

- \_\_\_\_\_ Extra Practice, *SE*, p. 584
- \_\_\_\_\_ ⇨ *Practice Masters*, p. 45
- \_\_\_\_\_ ⇨ *Classroom Games*, pp. 17-20

### 4 ASSESS

- \_\_\_\_\_ Family Activity, *SE*, p. 245
- \_\_\_\_\_ Closing Activity, Writing, *TWE*, p. 244
- \_\_\_\_\_ ⇨ *Assessment and Evaluation Masters*, Mid-Chapter Test, p. 154
- \_\_\_\_\_ ⇨ *Assessment and Evaluation Masters*, Quiz B, p. 155
- \_\_\_\_\_ Extending the Lesson, *TWE*, p. 245
- \_\_\_\_\_ ⇨ *Enrichment Masters*, p. 45
- \_\_\_\_\_ Mid-Chapter Self Test, *SE*, p. 245

KEY    *SE* = Student Edition    *TWE* = Teacher's Wraparound Edition    ⇨ = Other Program Components



# Lesson Planning Guide (pp. 246-248)



Teacher's Name \_\_\_\_\_ Dates \_\_\_\_\_  
 Grade \_\_\_\_\_ Class \_\_\_\_\_ M Tu W Th F

## Objectives

\_\_\_\_\_ Solve inequalities.

### 1 FOCUS

- \_\_\_\_\_ 5-Minute Check, *TWE*, p. 246
- \_\_\_\_\_ ⇨ Transparency 6-5A
- \_\_\_\_\_ Motivating the Lesson, Communication, *TWE*, p. 246

### 2 TEACH

- \_\_\_\_\_ ⇨ Transparency 6-5B
- \_\_\_\_\_ Using the Mini-Lab, *TWE*, p. 246
- \_\_\_\_\_ ⇨ *Teacher's Guide for Overhead Manipulative Resources*, Mini-Lab for Lesson 6-5
- \_\_\_\_\_ In-Class Examples, *TWE*, p. 247
- \_\_\_\_\_ ⇨ *Study Guide Masters*, p. 46
- \_\_\_\_\_ Reteaching the Lesson, *TWE*, p. 247
- \_\_\_\_\_ ⇨ *CD-ROM Program*, Resource Lesson 6-5

### 3 PRACTICE/APPLY

- \_\_\_\_\_ Check for Understanding, *SE*, p. 248

#### Homework Assignments (p. 248)

- \_\_\_\_\_ Core: 9-23 odd, 25-28                      \_\_\_\_\_ Enriched: 10-22 even, 23-28  
 \_\_\_\_\_ Alternate Assignment: \_\_\_\_\_


- \_\_\_\_\_ Extra Practice, *SE*, p. 584
- \_\_\_\_\_ ⇨ *Practice Masters*, p. 46

### 4 ASSESS

- \_\_\_\_\_ Closing Activity, Writing, *TWE*, p. 248
- \_\_\_\_\_ Extending the Lesson, *TWE*, p. 248
- \_\_\_\_\_ ⇨ *Enrichment Masters*, p. 46

The California Mathematics Academic Content Standards	
Grade 6: Optional Lesson	
Grade 7:	AF1.1, AF1.4, AF4.1, MR2.3, MR2.5, MR2.6
Key Lesson	

**KEY**    *SE* = Student Edition    *TWE* = Teacher's Wraparound Edition    ⇨ = Other Program Components



# Lesson Planning Guide (pp. 249-252)



Teacher's Name \_\_\_\_\_ Dates \_\_\_\_\_

Grade \_\_\_\_\_ Class \_\_\_\_\_ M Tu W Th F

## Objectives

\_\_\_\_\_ Represent functions as ordered pairs.

### 1 FOCUS

\_\_\_\_\_ 5-Minute Check, *TWE*, p. 249

\_\_\_\_\_ ⇨ Transparency 6-6A

\_\_\_\_\_ Motivating the Lesson, Communication, *TWE*, p. 249

### 2 TEACH

\_\_\_\_\_ ⇨ Transparency 6-6B

\_\_\_\_\_ In-Class Examples, *TWE*, p. 250

\_\_\_\_\_ Using the Mini-Lab, *TWE*, p. 250

\_\_\_\_\_ ⇨ *Teacher's Guide for Overhead Manipulative Resources*, Mini-Lab for Lesson 6-6

\_\_\_\_\_ ⇨ *Study Guide Masters*, p. 47

\_\_\_\_\_ Reteaching the Lesson, *TWE*, p. 251

\_\_\_\_\_ ⇨ *CD-ROM Program*, Resource Lesson 6-6, Extended Activity 6-6

### 3 PRACTICE/APPLY

\_\_\_\_\_ Check for Understanding, *SE*, p. 251

#### Homework Assignments (pp. 251-252)

\_\_\_\_\_ Core: 6, 7, 9, 11-13

\_\_\_\_\_ Enriched: 6, 7, 9-13

\_\_\_\_\_ Optional: 8 (Working on the Chapter Project)

\_\_\_\_\_ Alternate Assignment: \_\_\_\_\_

\_\_\_\_\_ Extra Practice, *SE*, p. 585

\_\_\_\_\_ ⇨ *Practice Masters*, p. 47

\_\_\_\_\_ ⇨ *Technology Masters*, Graphing Calculator Activity, p. 38

\_\_\_\_\_ ⇨ *Science and Mathematics Lab Manual*, pp. 33-36

### 4 ASSESS

\_\_\_\_\_ Closing Activity, Modeling, *TWE*, p. 252

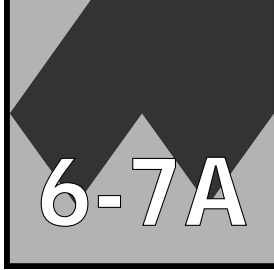
\_\_\_\_\_ ⇨ *Assessment and Evaluation Masters*, Quiz C, p. 156

\_\_\_\_\_ Extending the Lesson, *TWE*, p. 252

\_\_\_\_\_ ⇨ *Enrichment Masters*, p. 47

The California Mathematics Academic Content Standards	
Grade 6:	AF2.3, MR1.2
Basic Lesson	
Grade 7:	AF1.5, MG1.3, MR2.3, MR2.4, MR2.5, MR2.6
Basic Lesson	

KEY SE = Student Edition TWE = Teacher's Wraparound Edition ⇨ = Other Program Components



# Lesson Planning Guide (p. 253)



Teacher's Name \_\_\_\_\_ Dates \_\_\_\_\_  
 Grade \_\_\_\_\_ Class \_\_\_\_\_ M Tu W Th F

## Objectives

\_\_\_\_\_ Use a function rule to find the output of a function.

## MANAGEMENT

- \_\_\_\_\_ Getting Started, *TWE*, p. 253
- \_\_\_\_\_ ⇨ *Hands-On Lab Masters*, p. 11: grid paper
- \_\_\_\_\_ ⇨ *Teacher's Guide for Overhead Manipulative Resources*, Lesson 6-7A
- \_\_\_\_\_ ⇨ *Overhead Manipulative Resources*: coordinate grid

<b>The California Mathematics Academic Content Standards</b>	
<b>Grade 6:</b> Optional Lesson	
<b>Grade 7:</b>	AF1.5, MG1.3, MR2.3, MR2.4, MR2.5, MR2.6
<b>Basic Lesson</b>	


## ASSESS

- \_\_\_\_\_ *TWE*, p. 253
- \_\_\_\_\_ ⇨ *Hands-On Lab Masters*, p. 51

<b>Class Activity (p. 253)</b>	
_____ All: 1-5	
_____ Alternate Assignment:	_____

\_\_\_\_\_ Math Journal, *TWE*, p. 253

**KEY** SE = Student Edition TWE = Teacher's Wraparound Edition ⇨ = Other Program Components



# Lesson Planning Guide (pp. 254-257)



Teacher's Name \_\_\_\_\_ Dates \_\_\_\_\_

Grade \_\_\_\_\_ Class \_\_\_\_\_ M Tu W Th F

## Objectives

\_\_\_\_\_ Solve equations with two variables and graph the solution.

### 1 FOCUS

\_\_\_\_\_ 5-Minute Check, *TWE*, p. 254

\_\_\_\_\_ ⇨ Transparency 6-7A

### 2 TEACH

\_\_\_\_\_ ⇨ Transparency 6-7B

\_\_\_\_\_ Thinking Algebraically, *TWE*, p. 255

\_\_\_\_\_ In-Class Examples, *TWE*, p. 255

\_\_\_\_\_ ⇨ *Study Guide Masters*, p. 48

\_\_\_\_\_ Reteaching the Lesson, *TWE*, p. 256

\_\_\_\_\_ Error Analysis, *TWE*, p. 256

\_\_\_\_\_ ⇨ *CD-ROM Program*, Resource Lesson 6-7, Interactive Lesson 6-7

\_\_\_\_\_ ⇨ *Interactive Mathematics Tools Software*

### 3 PRACTICE/APPLY

\_\_\_\_\_ Check for Understanding, *SE*, p. 256

#### The California Mathematics Academic Content Standards

Grade 6: AF1.2, MR2.3  
Basic Lesson

Grade 7: AF1.5, AF3.3,  
AF3.4, MR2.3,  
MR2.5, MR2.6  
Key Lesson

#### Homework Assignments (pp. 256-257)

\_\_\_\_\_ Core: 13-31 odd, 33-37

\_\_\_\_\_ Enriched: 12-28 even, 29, 31-37

\_\_\_\_\_ Optional: 30 (Working on the Chapter Project)

\_\_\_\_\_ Alternate Assignment: \_\_\_\_\_

\_\_\_\_\_ Extra Practice, *SE*, p. 585

\_\_\_\_\_ ⇨ *Practice Masters*, p. 48

### 4 ASSESS


\_\_\_\_\_ Closing Activity, Speaking, *TWE*, p. 257

\_\_\_\_\_ ⇨ *Assessment and Evaluation Masters*, Quiz D, p. 156

\_\_\_\_\_ Extending the Lesson, *TWE*, p. 48

\_\_\_\_\_ ⇨ *Enrichment Masters*, p. 48

KEY SE = Student Edition TWE = Teacher's Wraparound Edition ⇨ = Other Program Components



# Review and Assessment (pp. 258-263)



Teacher's Name \_\_\_\_\_ Dates \_\_\_\_\_

Grade \_\_\_\_\_ Class \_\_\_\_\_  
Review M Tu W Th F  
Testing M Tu W Th F

- \_\_\_\_\_ Study Guide and Assessment, *SE*, pp. 258-261
- \_\_\_\_\_ Standardized Test Practice, *SE*, pp. 262-263
- \_\_\_\_\_ Chapter Test, *SE*, p. 612





## ⇔ **Assessment and Evaluation Masters (pp. 141-159)**

### *Multiple-Choice Tests*

- \_\_\_\_\_ Form 1A, 1B, or 1C, pp. 141-146
- \_\_\_\_\_ Standardized Test Practice, pp. 157-158

### *Free-Response Tests*

- \_\_\_\_\_ Form 2A, 2B, or 2C, pp. 147-152
- \_\_\_\_\_ Performance Assessment, p. 153
- \_\_\_\_\_ Cumulative Review, p. 159

- \_\_\_\_\_ ⇔ *MindJogger Videoquizzes*, Chapter 6
- \_\_\_\_\_ ⇔ *Test and Review Software*
- \_\_\_\_\_ ⇔ *CD-ROM Assessment Game*
- \_\_\_\_\_ ⇔ *State Test Preparation CD-ROM*
- \_\_\_\_\_ ⇔  *California Framework Practice and Sample Test Workbook*, Grade 6
- \_\_\_\_\_ ⇔  *California Framework Practice Transparencies*, Grade 6
- \_\_\_\_\_ ⇔  *California Framework Practice and Sample Test Workbook*, Grade 7
- \_\_\_\_\_ ⇔  *California Framework Practice Transparencies*, Grade 7

## **Interdisciplinary Investigation, SE, pp. 264-265**

- \_\_\_\_\_ *Interdisciplinary Investigation*, TWE, pp. 264-265
- \_\_\_\_\_ ⇔ *Investigations and Projects Masters*, pp. 5-8

**KEY** SE = Student Edition TWE = Teacher's Wraparound Edition ⇔ = Other Program Components