

1 Problem Solving, Numbers, and Algebra



Chapter Pacing Guide


Please note that this pacing guide is based upon completing the entire text in 165 classes, approximately 50 minutes each. More time can be allotted for this chapter if you do not plan to teach the entire text.

<i>Day (Standard)</i>	<i>Day (Honors)</i>	<i>Lesson</i>	<i>Title</i>
1	1	*Chapter Project	Theme: Shopping Shop 'Til You Drop!
2	2	1-1	A Plan for Problem Solving
3	3	1-2	Using Patterns
4	4	1-3	Estimation by Rounding
5	5	1-4	Order of Operations
6 & 7	6 & 7	*1-5A	<small>HANDS-ON LAB</small> Cooperative Learning Variables and Expressions
		1-5	Integration: Algebra Variables and Expressions
		1-5B	<small>TECHNOLOGY LAB</small> Graphing Calculators Evaluating Expressions
8	8	1-6	Integration: Algebra Powers and Exponents
9	9	*1-7A	<small>THINKING LAB</small> Problem Solving Guess and Check
10	10	1-7	Integration: Algebra Solving Equations
11	11	Review: Study Guide and Assessment	
12	12	Assessment: Chapter Test	

* Optional

Chapter Resources

<p>Meeting Individual Needs <i>Investigations for the Special Education Student,</i> <i>Vacation Getaways</i>, pp. 1-2 <i>Spanish Study Guide and Assessment</i> <i>Study Guide and Practice Workbook</i></p>	<p>Technology <i>Electronic Teacher's Classroom</i> <i>Resources (ETCR)</i> www.glencoe.com/sec/math/mac/mathnet</p>
<p>Interactive Mathematics: Activities and Investigations Units 1 and 11</p>	<p>Applications <i>Family Letters and Activities</i>, pp. 1-2 <i>Spanish Family Letters and Activities</i>, pp. 1-2</p>



Chapter Project (pp. 2-3)



Teacher's Name _____ Dates _____

Grade _____ Class _____ M Tu W Th F

Objectives

- _____ Apply problem-solving strategies to real-life situations, such as catalog shopping.
- _____ Understand estimation and algebraic expressions by applying them to catalog orders.


Theme: Shopping

- _____ Chapter Project, *SE*, p. 3
- _____ Chapter 1 Notes, *TWE*, p. 2
- _____ Question of the Day, *TWE*, p. 2
- _____ ⇔ *Investigations and Projects Masters*, pp. 17-20

Homework Assignments

- _____ p. 15, Working on the Chapter Project, Exercise 45
- _____ p. 19, Working on the Chapter Project, Exercise 23
- _____ p. 41, Completing the Chapter Project, Alternative Assessment

KEY *SE* = Student Edition *TWE* = Teacher's Wraparound Edition ⇔ = Other Program Components



Lesson Planning Guide (pp. 4-7)



Teacher's Name _____ Dates _____

Grade _____ Class _____ M Tu W Th F

Objectives

_____ Solve problems using the four-step plan.

1 FOCUS

_____ 5-Minute Check, *TWE*, p. 4

_____ ⇨ Transparency 1-1A

_____ Motivating the Lesson, Hands-On-Activity, *TWE*, p. 4

_____ Cross-Curriculum Cue, *TWE*, p. 4

2 TEACH

_____ ⇨ Transparency 1-1B

_____ Thinking Algebraically, *TWE*, p. 5

_____ In-Class Examples, *TWE*, p. 5

_____ ⇨ *Study Guide Masters*, p. 1

_____ Reteaching the Lesson, *TWE*, p. 6

_____ ⇨ *CD-ROM Program*, Resource Lesson 1-1

3 PRACTICE/APPLY

_____ Check for Understanding, *SE*, p. 6

Homework Assignments (pp. 6-7)

_____ Core: 7-13 odd, 15

_____ Enriched: 6-14 even, 15

_____ Alternate Assignment: _____

_____ Extra Practice, *SE*, p. 557

_____ ⇨ *Practice Masters*, p. 1

_____ ⇨ *Georgia Parent and Student Study Guide Workbook*, p. 1


4 ASSESS

_____ Closing Activity, Speaking, *TWE*, p. 7

_____ Extending the Lesson, *TWE*, p. 7

_____ ⇨ *Enrichment Masters*, p. 1

KEY SE = Student Edition TWE = Teacher's Wraparound Edition ⇨ = Other Program Components



Lesson Planning Guide (pp. 8-11)



Teacher's Name _____ Dates _____

Grade _____ Class _____ M Tu W Th F

Objectives

_____ Solve problems using patterns.

NCTM Standards: 1, 2, 6-10
Georgia Quality Core Curriculum: Grade 6: 1, 41, 43, 46, 51, 53

1 FOCUS

- _____ 5-Minute Check, *TWE*, p. 8
- _____ ⇨ Transparency 1-2A
- _____ Motivating the Lesson, Communication, *TWE*, p. 8

2 TEACH

- _____ ⇨ Transparency 1-2B
- _____ Using the Mini-Lab, *TWE*, p. 9
- _____ ⇨ *Teacher's Guide for Overhead Manipulative Resources*, Mini-Lab for Lesson 1-2
- _____ In-Class Examples, *TWE*, pp. 9-10
- _____ ⇨ *Study Guide Masters*, p. 2
- _____ Reteaching the Lesson, *TWE*, p. 10
- _____ Error Analysis, *TWE*, p. 10
- _____ ⇨ *CD-ROM Program*, Resource Lesson 1-2

3 PRACTICE/APPLY

- _____ Check for Understanding, *SE*, pp. 10-11


Homework Assignments (p. 11)	
_____ Core: 7-17 odd, 18-19	_____ Enriched: 8-12 even, 14-19
_____ Alternate Assignment: _____	

- _____ Extra Practice, *SE*, p. 557
- _____ ⇨ *Practice Masters*, p. 2
- _____ ⇨ *Georgia Parent and Student Study Guide Workbook*, p. 2

4 ASSESS

- _____ Closing Activity, Writing, *TWE*, p. 11
- _____ ⇨ *Assessment and Evaluation Masters*, Quiz A, p. 15
- _____ Extending the Lesson, *TWE*, p. 11
- _____ ⇨ *Enrichment Masters*, p. 2

KEY	<i>SE</i> = Student Edition	<i>TWE</i> = Teacher's Wraparound Edition	⇨ = Other Program Components
------------	-----------------------------	---	------------------------------



Lesson Planning Guide (pp. 12-15)



Teacher's Name _____ Dates _____

Grade _____ Class _____ M Tu W Th F

Objectives

_____ Estimate sums, differences, products, and quotients using rounding.

NCTM Standards: 1, 4-10
Georgia Quality Core Curriculum: Grade 6: 1, 41

1 FOCUS

- _____ 5-Minute Check, *TWE*, p. 12
- _____ ⇨ Transparency 1-3A
- _____ Motivating the Lesson, Communication, *TWE*, p. 12
- _____ Multiple Learning Styles, Interpersonal, *TWE*, p. 12

2 TEACH

- _____ ⇨ Transparency 1-3B
- _____ Using Discussion, *TWE*, p. 13
- _____ In-Class Examples, *TWE*, p. 13
- _____ ⇨ *Study Guide Masters*, p. 3
- _____ Reteaching the Lesson, *TWE*, p. 14
- _____ ⇨ *Transition Booklet*, pp. 11-14, 17-18
- _____ ⇨ *CD-ROM Program*, Resource Lesson 1-3, Interactive Lesson 1-3

3 PRACTICE/APPLY

- _____ Check for Understanding, *SE*, p. 14

Homework Assignments (pp. 14-15)	
_____ Core: 15-43 odd, 46-52	_____ Enriched: 16-42 even, 43, 44, 46-52
_____ Optional: 45 (Working on the Chapter Project)	
_____ Alternate Assignment: _____	

- _____ Extra Practice, *SE*, p. 557
- _____ ⇨ *Practice Masters*, p. 3
- _____ ⇨ *Georgia Parent and Student Study Guide Workbook*, p. 3

4 ASSESS

- _____ Closing Activity, Modeling, *TWE*, p. 15
- _____ Extending the Lesson, *TWE*, p. 15
- _____ ⇨ *Enrichment Masters*, p. 3

KEY <i>SE</i> = Student Edition <i>TWE</i> = Teacher's Wraparound Edition ⇨ = Other Program Components
--



Lesson Planning Guide (pp. 20-21)



Teacher's Name _____ Dates _____

Grade _____ Class _____ M Tu W Th F

Objectives

_____ Students model algebraic expressions.

MANAGEMENT

- _____ Getting Started, *TWE*, p. 20
- _____ ⇨ *Hands-On Lab Masters*, p. 39
- _____ ⇨ *Teacher's Guide for Overhead Manipulative Resources*, Lesson 1-5A

NCTM Standards: 1, 2, 6-10
Georgia Quality Core Curriculum: Grade 6: 1, 2, 5, 41

ASSESS


- _____ *TWE*, p. 21
- _____ ⇨ *Hands-On Lab Masters*, p. 39

Class Activity (pp. 20-21)

_____ All: 1-8
 _____ Alternate Assignment: _____

_____ Math Journal, *TWE*, p. 21

KEY <i>SE</i> = Student Edition <i>TWE</i> = Teacher's Wraparound Edition ⇨ = Other Program Components
--



Lesson Planning Guide (pp. 22-25)



Teacher's Name _____ Dates _____

Grade _____ Class _____ M Tu W Th F

Objectives

_____ Evaluate numerical and simple algebraic expressions.

NCTM Standards: 1, 2, 6-10
Georgia Quality Core Curriculum: Grade 6: 1, 5, 6, 41, 53

1 FOCUS

- _____ 5-Minute Check, *TWE*, p. 22
- _____ ⇨ Transparency 1-5A
- _____ Motivating the Lesson, Problem Solving, *TWE*, p. 22
- _____ Multiple Learning Styles, Verbal/Linguistic, *TWE*, p. 22

2 TEACH

- _____ ⇨ Transparency 1-5B
- _____ Reading Mathematics, *TWE*, p. 23
- _____ In-Class Examples, *TWE*, p. 23
- _____ ⇨ *Study Guide Masters*, p. 5
- _____ Reteaching the Lesson, *TWE*, p. 24
- _____ ⇨ *CD-ROM Program*, Resource Lesson 1-5, Interactive Lesson 1-5
- _____ ⇨ *Interactive Mathematics Tools Software*

3 PRACTICE/APPLY

- _____ Check for Understanding, *SE*, p. 24


Homework Assignments (pp. 24-25)	
_____ Core: 13-39 odd, 41-46	_____ Enriched: 14-38 even, 39-46
_____ Alternate Assignment: _____	

- _____ Extra Practice, *SE*, p. 558
- _____ ⇨ *Practice Masters*, p. 5
- _____ ⇨ *Science and Mathematics Lab Manual*, pp. 1-4
- _____ ⇨ *Georgia Parent and Student Study Guide Workbook*, p. 5

4 ASSESS

- _____ Closing Activity, Modeling, *TWE*, p. 25
- _____ Extending the Lesson, *TWE*, p. 25
- _____ ⇨ *Enrichment Masters*, p. 5

KEY	<i>SE</i> = Student Edition	<i>TWE</i> = Teacher's Wraparound Edition	⇨ = Other Program Components
------------	-----------------------------	---	------------------------------



Lesson Planning Guide (p. 26)



Teacher's Name _____ Dates _____

Grade _____ Class _____ M Tu W Th F

Objectives

_____ Evaluate algebraic expressions by using a graphing calculator.

MANAGEMENT

_____ Getting Started, *TWE*, p. 26
_____ Using a Graphing Calculator, *TWE*, p. 26

ASSESS

_____ *TWE*, p. 26


NCTM Standards: 1, 2, 6-9
Georgia Quality Core Curriculum: Grade 6: 1, 3, 5, 6, 41

Class Activity (p. 26)

_____ All: 1-9
_____ Alternate Assignment: _____

_____ Math Journal, *TWE*, p. 26
_____ School to Career Activity, *SE*, p. 27

KEY SE = Student Edition TWE = Teacher's Wraparound Edition ⇔ = Other Program Components



Lesson Planning Guide (pp. 28-31)



Teacher's Name _____ Dates _____

Grade _____ Class _____ M Tu W Th F

Objectives

_____ Use powers and exponents in expressions.

NCTM Standards: 1, 2, 4, 6-10
Georgia Quality Core Curriculum: Grade 6: 1, 3, 6, 41

1 FOCUS

- _____ 5-Minute Check, *TWE*, p. 28
- _____ ⇨ Transparency 1-6A
- _____ Motivating the Lesson, Hands-On-Activity, *TWE*, p. 28
- _____ Multiple Learning Styles, Kinesthetic, *TWE*, p. 28

2 TEACH

- _____ ⇨ Transparency 1-6B
- _____ Reading Mathematics, *TWE*, p. 29
- _____ In-Class Examples, *TWE*, p. 29
- _____ ⇨ *Study Guide Masters*, p. 6
- _____ Reteaching the Lesson, *TWE*, p. 29
- _____ ⇨ *CD-ROM Program*, Resource Lesson 1-6

3 PRACTICE/APPLY

- _____ Check for Understanding, *SE*, p. 29

Homework Assignments (pp. 30-31)	
_____ Core: 15-43 odd, 44-49	_____ Enriched: 14-40 even, 42-49
_____ Alternate Assignment: _____	

- _____ Extra Practice, *SE*, p. 558
- _____ ⇨ *Practice Masters*, p. 6
- _____ ⇨ *Classroom Games*, pp. 1-2
- _____ ⇨ *Technology Masters*, Graphing Calculator Activity, p. 2
- _____ ⇨ *Georgia Parent and Student Study Guide Workbook*, p. 6

4 ASSESS

- _____ Let the Games Begin, *SE*, p. 31
- _____ Closing Activity, Speaking, *TWE*, p. 31
- _____ ⇨ *Assessment and Evaluation Masters*, Quiz C, p. 16
- _____ Extending the Lesson, *TWE*, p. 31
- _____ ⇨ *Enrichment Masters*, p. 6

KEY <i>SE</i> = Student Edition <i>TWE</i> = Teacher's Wraparound Edition ⇨ = Other Program Components
--



Lesson Planning Guide (pp. 32-33)



Teacher's Name _____ Dates _____

Grade _____ Class _____ M Tu W Th F

Objectives

_____ Solve problems by using the guess-and-check strategy.

1 FOCUS

_____ Getting Started, *TWE*, p. 32

2 TEACH

_____ In-Class Examples, *TWE*, p. 32

_____ Reteaching the Lesson, *TWE*, p. 32

3 PRACTICE/APPLY

_____ Check for Understanding, *TWE*, p. 33

NCTM Standards: 1, 6-10
Georgia Quality Core Curriculum: Grade 6: 1, 41, 46, 48

Homework Assignments (p. 33)

_____ All 5-15

_____ Alternate Assignment: _____

_____ Extra Practice, *SE*, p. 559


_____ Mixed Problem Solving, *SE*, pp. 593-594

4 ASSESS

_____ Closing Activity, Writing, *TWE*, p. 33

_____ Extending the Lesson, *TWE*, p. 33

KEY SE = Student Edition TWE = Teacher's Wraparound Edition ⇔ = Other Program Components



Lesson Planning Guide (pp. 34-37)



Teacher's Name _____ Dates _____

Grade _____ Class _____ M Tu W Th F

Objectives

_____ Solve equations by using mental math and guess and check.

NCTM Standards: 1-9
Georgia Quality Core Curriculum: Grade 6: 1, 2, 5, 7, 8, 10, 34, 41

1 FOCUS

- _____ 5-Minute Check, *TWE*, p. 34
- _____ ⇨ Transparency 1-7A
- _____ Motivating the Lesson, Problem Solving, *TWE*, p. 34

2 TEACH

- _____ ⇨ Transparency 1-7B
- _____ Using Manipulatives, *TWE*, p. 35
- _____ In-Class Examples, *TWE*, p. 35
- _____ ⇨ *Study Guide Masters*, p. 7
- _____ Reteaching the Lesson, *TWE*, p. 35
- _____ ⇨ *Transition Booklet*, pp. 15-16, 19-22, 25-26
- _____ ⇨ *CD-ROM Program*, Resource Lesson 1-7

3 PRACTICE/APPLY

- _____ Check for Understanding, *SE*, pp. 35-36

Homework Assignments (pp. 36)


- _____ Core: 13-41 odd, 42-47
- _____ Enriched: 14-38 even, 40-47
- _____ Alternate Assignment: _____

- _____ Extra Practice, *SE*, p. 559
- _____ ⇨ *Practice Masters*, p. 7
- _____ ⇨ *Hands-On Lab Masters*, p. 69
- _____ ⇨ *Diversity Masters*, p. 1
- _____ ⇨ *School to Career Masters*, p. 1
- _____ ⇨ *Georgia Parent and Student Study Guide Workbook*, p. 7

4 ASSESS

- _____ Closing Activity, Modeling, *TWE*, p. 37
- _____ ⇨ *Assessment and Evaluation Masters*, Quiz D, p. 16
- _____ Extending the Lesson, *TWE*, p. 37
- _____ ⇨ *Enrichment Masters*, p. 7

KEY SE = Student Edition TWE = Teacher's Wraparound Edition ⇨ = Other Program Components



Review and Assessment (pp. 38-43)



Teacher's Name _____ Dates _____

Grade _____ Class _____
Review M Tu W Th F
Testing M Tu W Th F

- _____ Study Guide and Assessment, *SE*, pp. 38-41
- _____ Standardized Test Practice, *SE*, pp. 42-43
- _____ Chapter Test, *SE*, p. 595



⇨ **Assessment and Evaluation Masters (pp. 1-19)**

Multiple-Choice Tests

- _____ Form 1A, 1B, or 1C, pp. 1-6
- _____ Standardized Test Practice, pp. 17-18

Free-Response Tests

- _____ Form 2A, 2B, or 2C, pp. 7-12
- _____ Performance Assessment, p. 13
- _____ Cumulative Review, p. 19

- _____ ⇨ *MindJogger Videoquizzes*, Chapter 1
- _____ ⇨ *Test and Review Software*
- _____ ⇨ *CD-ROM Assessment Game*
- _____ ⇨ *State Test Preparation CD-ROM*
- _____ ⇨  *Georgia Parent and Student Study Guide Workbook*, p. 8
- _____ ⇨  *Georgia Stanford 9 Practice and Sample Test Workbook*

KEY *SE* = Student Edition *TWE* = Teacher's Wraparound Edition ⇨ = Other Program Components