

3 Adding and Subtracting Decimals



Chapter Pacing Guide

Please note that this pacing guide is based upon completing the entire text in 165 classes, approximately 50 minutes each. More time can be allotted for this chapter if you do not plan to teach the entire text.

Day (Standard)	Day (Honors)	Lesson	Title
1	1	*Chapter Project	Theme: Travel Vacation Destination
2 & 3		*3-1A	<small>HANDS-ON LAB</small> Cooperative Learning Decimals Through Hundredths
	2	3-1	Decimals Through Ten-Thousandths
4 & 5		*3-2A	<small>HANDS-ON LAB</small> Cooperative Learning Measurement
	3	3-2	Integration: Measurement Length in the Metric System
6	4	3-3	Comparing and Ordering Decimals
7	5	3-4	Rounding Decimals
8	6	3-5	Estimating Sums and Differences
9	7	3-6A	<small>THINKING LAB</small> Problem Solving Reasonable Answers
10	8	3-6	Adding and Subtracting Decimals
11	9	Review: Study Guide and Assessment	
12	10	Assessment: Chapter Test	

* *Optional*

Chapter Resources

<p>Meeting Individual Needs <i>Investigations for the Special Education Student</i>, Dining Out, p. 7 <i>Spanish Study Guide and Assessment</i> <i>Study Guide and Practice Workbook</i></p>	<p>Technology <i>Electronic Teacher's Classroom</i> <i>Resources (ETCR)</i> www.glencoe.com/sec/math/mac/mathnet</p>
<p>Interactive Mathematics: Activities and Investigations Units 12 and 18</p>	<p>Applications <i>Family Letters and Activities</i>, pp. 5-6 <i>Spanish Family Letters and Activities</i>, pp. 5-6</p>



Chapter Project (pp. 92-93)



Teacher's Name _____ Dates _____

Grade _____ Class _____ M Tu W Th F

Objectives

- _____ Understand estimating, adding, and subtracting decimals.
- _____ Be able to solve problems using decimals.

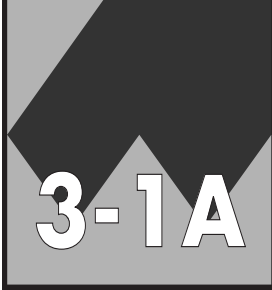
Theme: Travel

- _____ Chapter Project, *SE*, p. 93
- _____ Chapter 3 Notes, *TWE*, p. 92
- _____ Question of the Day, *TWE*, p. 92
- _____ ⇨ *Investigations and Projects Masters*, pp. 25-28

Homework Assignments

- _____ p.115, Working on the Chapter Project, Exercise 35
- _____ p.120, Working on the Chapter Project, Exercise 34
- _____ p.125, Completing the Chapter Project, Alternative Assessment

KEY SE = Student Edition TWE = Teacher's Wraparound Edition ⇨ = Other Program Components



Lesson Planning Guide (p. 94)



Teacher's Name _____ Dates _____

Grade _____ Class _____ M Tu W Th F

Objectives

_____ Students model decimals through hundredths.

NCTM Standards: 1, 6-10
Georgia Quality Core Curriculum: Grade 6: 1, 2, 29, 41

MANAGEMENT

- _____ Getting Started, *TWE*, p. 94
- _____ ⇨ *Hands-On Lab Masters*, p. 94: base-ten models
- _____ ⇨ *Teacher's Guide for Overhead Manipulative Resources*, Lesson 3-1A
- _____ ⇨ *Overhead Manipulative Resources*: decimal models
- _____ ⇨ *CD-ROM Program*, Interactive Lesson 3-1A

ASSESS

- _____ *TWE*, p. 94
- _____ ⇨ *Hands-On Lab Masters*, p. 41

Class Activity (p. 94)
_____ All: 1-4
_____ Alternate Assignment: _____

_____ Math Journal, *TWE*, p. 94

KEY SE = Student Edition TWE = Teacher's Wraparound Edition ⇨ = Other Program Components



Lesson Planning Guide (pp. 95-98)



Teacher's Name _____ Dates _____

Grade _____ Class _____ M Tu W Th F

Objectives

_____ Model, read, and write decimals.

1 FOCUS

- _____ 5-Minute Check, *TWE*, p. 95
- _____ ⇨ Transparency 3-1A
- _____ Motivating the Lesson, Hands-On-Activity, *TWE*, p. 96
- _____ Multiple Learning Styles, Interpersonal, *TWE*, p. 95
- _____ Cross-Curriculum Cue, *TWE*, p. 95

2 TEACH


- _____ ⇨ Transparency 3-1B
- _____ Reading Mathematics, *TWE*, p. 96
- _____ In-Class Examples, *TWE*, pp. 96-97
- _____ ⇨ *Study Guide Masters*, p. 17
- _____ Reteaching the Lesson, *TWE*, p. 97
- _____ ⇨ *Transition Booklet*, pp. 5-6
- _____ ⇨ *CD-ROM Program*, Resource Lesson 3-1
- _____ ⇨ *Interactive Mathematics Tools Software*

3 PRACTICE/APPLY

- _____ Check for Understanding, *SE*, p. 97

Homework Assignments (pp. 97-98)

- _____ Core: 11-29 odd, 31-35 _____ Enriched: 12-28 even, 29-35
- _____ Alternate Assignment: _____

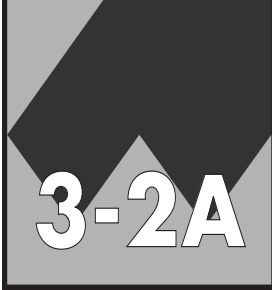
- _____ Extra Practice, *SE*, p. 563
- _____ ⇨ *Practice Masters*, p. 17
- _____ School to Career Activity, *SE*, p. 99
- _____ Math in the Media, *SE*, p. 98
- _____ ⇨  *Georgia Parent and Student Study Guide Workbook*, p. 19

4 ASSESS

- _____ Closing Activity, Speaking, *TWE*, p. 98
- _____ Extending the Lesson, *TWE*, p. 98
- _____ ⇨ *Enrichment Masters*, p. 17

NCTM Standards: 1, 4, 6-10
Georgia Quality Core Curriculum: Grade 6: 1, 28, 29, 30, 33, 41

KEY <i>SE</i> = Student Edition <i>TWE</i> = Teacher's Wraparound Edition ⇨ = Other Program Components
--



Lesson Planning Guide (pp. 100-101)



Teacher's Name _____ Dates _____

Grade _____ Class _____ M Tu W Th F

Objectives

_____ Measure length in metric units.

MANAGEMENT

_____ Getting Started, *TWE*, p. 100

ASSESS

_____ *TWE*, p. 101

_____ ⇔ *Hands-On Lab Masters*, p. 42

NCTM Standards: 1, 4, 6-10
Georgia Quality Core Curriculum: Grade 6: 1, 2, 21, 41

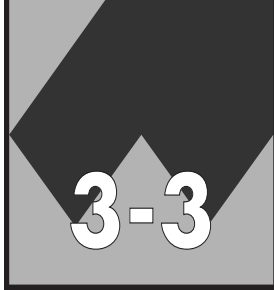
Class Activity (p. 101)

_____ All: 1-5

_____ Alternate Assignment: _____

_____ Math Journal, *TWE*, p. 101

KEY SE = Student Edition TWE = Teacher's Wraparound Edition ⇔ = Other Program Components



Lesson Planning Guide (pp. 105-108)



Teacher's Name _____ Dates _____

Grade _____ Class _____ M Tu W Th F

Objectives

_____ Compare decimals and order a set of decimals.

NCTM Standards: 1, 3, 5-10
Georgia Quality Core Curriculum: Grade 6: 1, 34, 35, 41, 53

1 FOCUS

- _____ 5-Minute Check, *TWE*, p. 105
- _____ ⇨ Transparency 3-3A
- _____ Motivating the Lesson, Problem Solving, *TWE*, p. 105

2 TEACH

- _____ ⇨ Transparency 3-3B
- _____ Using the Mini-Lab, *TWE*, p. 106
- _____ ⇨ *Teacher's Guide for Overhead Manipulative Resources*, Mini-Lab for Lesson 3-3
- _____ In-Class Examples, *TWE*, p. 106
- _____ ⇨ *Study Guide Masters*, p. 19
- _____ Reteaching the Lesson, *TWE*, p. 107
- _____ Error Analysis, *TWE*, p. 107
- _____ ⇨ *Transition Booklet*, pp. 7-8
- _____ ⇨ *CD-ROM Program*, Resource Lesson 3-3, Interactive Lesson 3-3

3 PRACTICE/APPLY

- _____ Check for Understanding, *SE*, p. 107

Homework Assignments (p. 108)

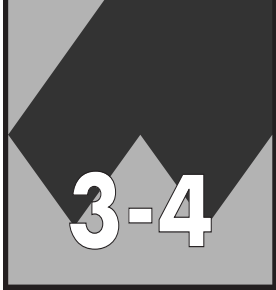
_____ Core: 11-27 odd, 28-32 _____ Enriched: 10-24 even, 26-32
 _____ Alternate Assignment: _____

- _____ Extra Practice, *SE*, p. 563
- _____ ⇨ *Practice Masters*, p. 19
- _____ ⇨ *Hands-On Lab Masters*, p. 71
- _____ ⇨ *Technology Masters*, Graphing Calculator Activity, p. 6
- _____ ⇨ *Georgia Parent and Student Study Guide Workbook*, p. 21

4 ASSESS

- _____ Closing Activity, Modeling, *TWE*, p. 108
- _____ ⇨ *Assessment and Evaluation Masters*, Mid-Chapter Test, p. 70
- _____ ⇨ *Assessment and Evaluation Masters*, Quiz B, p. 71
- _____ Extending the Lesson, *TWE*, p.108
- _____ ⇨ *Enrichment Masters*, p. 19

KEY <i>SE</i> = Student Edition <i>TWE</i> = Teacher's Wraparound Edition ⇨ = Other Program Components
--



Lesson Planning Guide (pp. 109-111)



Teacher's Name _____ Dates _____

Grade _____ Class _____ M Tu W Th F

Objectives

_____ Round decimals.

NCTM Standards: 1, 3, 4, 6-10
Georgia Quality Core Curriculum: Grade 6: 1, 2, 31, 41, 48

1 FOCUS

_____ 5-Minute Check, *TWE*, p. 109

_____ ⇨ Transparency 3-4A

_____ Motivating the Lesson, Communication, *TWE*, p. 109

2 TEACH

_____ ⇨ Transparency 3-4B

_____ Using Number Lines, *TWE*, p. 110

_____ Multiple Learning Styles, Logical, *TWE*, p. 110

_____ In-Class Examples, *TWE*, p. 110

_____ ⇨ *Study Guide Masters*, p. 20

_____ Reteaching the Lesson, *TWE*, p. 110

_____ ⇨ *CD-ROM Program*, Resource Lesson 3-4

3 PRACTICE/APPLY

_____ Check for Understanding, *SE*, p. 110

_____ Family Activity, *SE*, p. 111

Homework Assignments (pp. 110-111)

_____ Core: 9-23 odd, 25-28

_____ Enriched: 10-22 even, 23-28

_____ Alternate Assignment: _____

_____ Extra Practice, *SE*, p. 564

_____ ⇨ *Practice Masters*, p. 20

_____ ⇨ *Diversity Masters*, p. 3

_____ ⇨  *Georgia Parent and Student Study Guide Workbook*, p. 22

4 ASSESS

_____ Closing Activity, Speaking, *TWE*, p. 111

_____ Extending the Lesson, *TWE*, p. 111

_____ ⇨ *Enrichment Masters*, p. 20

_____ Mid-Chapter Self Test, *SE*, p. 111

KEY SE = Student Edition TWE = Teacher's Wraparound Edition ⇨ = Other Program Components



Lesson Planning Guide (pp. 116-117)



Teacher's Name _____ Dates _____

Grade _____ Class _____ M Tu W Th F

Objectives

_____ Determine whether answers to problems are reasonable.

1 FOCUS

_____ Getting Started, *TWE*, p. 116

2 TEACH

_____ In-Class Examples, *TWE*, p. 116

_____ Reteaching the Lesson, *TWE*, p. 116

3 PRACTICE/APPLY

_____ Check for Understanding, *TWE*, p. 117

NCTM Standards: 1, 6-10
Georgia Quality Core Curriculum: Grade 6: 1, 41, 46, 53

Homework Assignments (p. 117)

_____ All: 5-13

_____ Alternate Assignment: _____

_____ Extra Practice, *SE*, p. 564

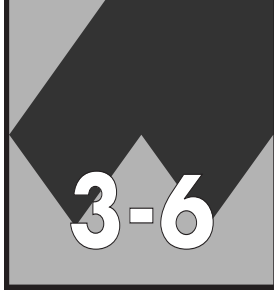
_____ Mixed Problem Solving, *SE*, pp. 593-594

4 ASSESS

_____ Closing Activity, Writing, *TWE*, p. 117

_____ Extending the Lesson, *TWE*, p. 117

KEY SE = Student Edition TWE = Teacher's Wraparound Edition ⇔ = Other Program Components



Lesson Planning Guide (pp. 118-121)



Teacher's Name _____ Dates _____

Grade _____ Class _____ M Tu W Th F

Objectives

_____ Add and subtract decimals.

NCTM Standards:

1, 4, 6-10

Georgia Quality Core Curriculum:

Grade 6: 1, 2, 3, 9, 31, 34, 41, 47, 53

1 FOCUS

_____ 5-Minute Check, *TWE*, p. 118

_____ ⇨ Transparency 3-6A

_____ Motivating the Lesson, Hands-On-Activity, *TWE*, p. 118

2 TEACH

_____ ⇨ Transparency 3-6B

_____ Thinking Algebraically, *TWE*, p. 119

_____ In-Class Examples, *TWE*, p. 119

_____ ⇨ *Study Guide Masters*, p. 22

_____ Reteaching the Lesson, *TWE*, p. 119

_____ Error Analysis, *TWE*, p. 119

_____ ⇨ *CD-ROM Program*, Resource Lesson 3-6

_____ ⇨ *Interactive Mathematics Tools Software*

3 PRACTICE/APPLY

_____ Check for Understanding, *SE*, p. 119

Homework Assignments (pp. 120-121)

_____ Core: 11-33 odd, 35-39

_____ Enriched: 12-32 even, 33, 35-39

_____ Optional: 34 (Working on the Chapter Project)

_____ Alternate Assignment: _____

_____ Extra Practice, *SE*, p. 565

_____ ⇨ *Practice Masters*, p. 22

_____ ⇨ *School to Career Masters*, p. 3

_____ ⇨ *Classroom Games*, pp. 5-6

_____ ⇨ *Technology Masters*, Calculator Activity, p. 5

_____ School to Career Activity, *SE*, p. 3

_____ ⇨ *Georgia Parent and Student Study Guide Workbook*, p. 24

4 ASSESS

_____ Let the Games Begin, *SE*, p. 121


_____ Closing Activity, Modeling, *TWE*, p. 121

_____ Extending the Lesson, *TWE*, p. 121

_____ ⇨ *Enrichment Masters*, p. 22

_____ ⇨ *Assessment and Evaluation Masters*, Quiz D, p. 72

KEY SE = Student Edition TWE = Teacher's Wraparound Edition ⇨ = Other Program Components



Review and Assessment (pp. 122-127)



Teacher's Name _____ Dates _____

Grade _____ Class _____
Review M Tu W Th F
Testing M Tu W Th F

- _____ Study Guide and Assessment, *SE*, pp. 122-125
- _____ Standardized Test Practice, *SE*, pp. 126-127
- _____ Chapter Test, *SE*, p. 597



⇔ **Assessment and Evaluation Masters (pp. 57-75)**

Multiple-Choice Tests

- _____ Form 1A, 1B, or 1C, pp. 57-62
- _____ Standardized Test Practice, pp. 73-74

Free-Response Tests

- _____ Form 2A, 2B, or 2C, pp. 63-68
- _____ Performance Assessment, p. 69
- _____ Cumulative Review, p. 75

- _____ ⇔ *MindJogger Videoquizzes*, Chapter 3
- _____ ⇔ *Test and Review Software*
- _____ ⇔ *CD-ROM Assessment Game*
- _____ ⇔ *State Test Preparation CD-ROM*
- _____ ⇔  *Georgia Parent and Student Study Guide Workbook*, p. 25
- _____ ⇔  *Georgia Stanford 9 Practice and Sample Test Workbook*

Interdisciplinary Investigation, SE, pp. 128-129

- _____ ⇔ *Interdisciplinary Investigation, TWE*, pp. 128-129
- _____ ⇔ *Investigations and Projects Masters*, pp. 1-4

KEY *SE* = Student Edition *TWE* = Teacher's Wraparound Edition ⇔ = Other Program Components