

6 Adding and Subtracting Fractions



Chapter Pacing Guide


Please note that this pacing guide is based upon completing the entire text in 165 classes, approximately 50 minutes each. More time can be allotted for this chapter if you do not plan to teach the entire text.

<i>Day (Standard)</i>	<i>Day (Honors)</i>	<i>Lesson</i>	<i>Title</i>
1	1	*Chapter Project	Theme: Maps Trail to the Treasure Trove
2	2	6-1	Rounding Fractions and Mixed Numbers
3	3	6-2	Estimating Sums and Differences
4	4	6-2B	<small>THINKING LAB</small> Problem Solving Eliminate Possibilities
5	5	6-3	Adding and Subtracting Fractions with Like Denominators
6 & 7		*6-4A	<small>HANDS-ON LAB</small> Cooperative Learning Renaming Sums
	6	6-4	Adding and Subtracting Fractions with Unlike Denominators
8	7	6-5	Adding and Subtracting Mixed Numbers
9 & 10	8 & 9	6-6	Subtracting Mixed Numbers with Renaming
11	10	6-7	Integration: Measurement Adding and Subtracting Measures of Time
12	11	Review: Study Guide and Assessment	
13	12	Assessment: Chapter Test	

* *Optional*

Chapter Resources

<p>Meeting Individual Needs <i>Investigations for the Special Education Student</i>, Read All About Us, p. 15; Wall Street Week, pp. 17-18 <i>Spanish Study Guide and Assessment</i> <i>Study Guide and Practice Workbook</i></p>	<p>Technology <i>Electronic Teacher's Classroom</i> <i>Resources (ETCR)</i> www.glencoe.com/sec/math/mac/mathnet</p>
<p>Interactive Mathematics: Activities and Investigations Units 5 and 6</p>	<p>Applications <i>Family Letters and Activities</i>, pp. 11-12 <i>Spanish Family Letters and Activities</i>, pp. 11-12</p>



Chapter Project (pp. 226-227)



Teacher's Name _____ Dates _____

Grade _____ Class _____ M Tu W Th F

Objectives

- _____ Create and draw a map for locating hidden treasure.
- _____ Provide instructions to find the treasure using the map.

Theme: Maps

- _____ Chapter Project, *SE*, p. 227
- _____ Chapter 6 Notes, *TWE*, p. 226
- _____ Question of the Day, *TWE*, p. 226
- _____ ⇔ *Investigations and Projects Masters*, pp. 37-40

Homework Assignments

- _____ p. 231, Working on the Chapter Project, Exercise 34
- _____ p. 252, Working on the Chapter Project, Exercise 37
- _____ p. 261, Completing the Chapter Project, Alternative Assessment

KEY SE = Student Edition TWE = Teacher's Wraparound Edition ⇔ = Other Program Components



Lesson Planning Guide (pp. 228-231)



Teacher's Name _____ Dates _____

Grade _____ Class _____ M Tu W Th F

Objectives

_____ Round fractions and mixed numbers.

NCTM Standards: 1, 3, 4, 6-10
Georgia Quality Core Curriculum: Grade 6: 1, 31, 41

1 FOCUS

- _____ 5-Minute Check, *TWE*, p. 228
- _____ ⇨ Transparency 6-1A
- _____ Motivating the Lesson, Hands-On-Activity, *TWE*, p. 228
- _____ Cross-Curriculum Cue, *TWE*, p. 228

2 TEACH

- _____ ⇨ Transparency 6-1B
- _____ Reading Mathematics, *TWE*, p. 229
- _____ In-Class Examples, *TWE*, p. 229
- _____ ⇨ *Study Guide Masters*, p. 42
- _____ Reteaching the Lesson, *TWE*, p. 230
- _____ ⇨ *CD-ROM Program*, Resource Lesson 6-1
- _____ ⇨ *Interactive Mathematics Tools Software*

3 PRACTICE/APPLY

- _____ Check for Understanding, *SE*, p. 230

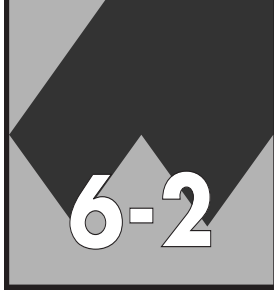
Homework Assignments (pp. 230-231)	
_____ Core: 13-33 odd, 35-39	_____ Enriched: 12-32 even, 33, 35-39
_____ Optional: 34 (Working on the Chapter Project)	
_____ Alternate Assignment: _____	

- _____ Extra Practice, *SE*, p. 572
- _____ ⇨ *Practice Masters*, p. 42
- _____ ⇨ *School to Career Masters*, p. 6
- _____ ⇨ *Georgia Parent and Student Study Guide Workbook*, p. 47

4 ASSESS

- _____ Closing Activity, Speaking, *TWE*, p. 231
- _____ Extending the Lesson, *TWE*, p. 231
- _____ ⇨ *Enrichment Masters*, p. 42

KEY <i>SE</i> = Student Edition <i>TWE</i> = Teacher's Wraparound Edition ⇨ = Other Program Components
--



Lesson Planning Guide (pp. 232-234)



Teacher's Name _____ Dates _____

Grade _____ Class _____ M Tu W Th F

Objectives

_____ Estimate sums and differences of fractions and mixed numbers.

NCTM Standards: 1, 3, 4, 6-9
Georgia Quality Core Curriculum: Grade 6: 1, 31, 41

1 FOCUS

- _____ 5-Minute Check, *TWE*, p. 232
- _____ ⇨ Transparency 6-2A
- _____ Motivating the Lesson, Problem Solving, *TWE*, p. 232

2 TEACH

- _____ ⇨ Transparency 6-2B
- _____ Using Modeling, p. 232
- _____ In-Class Examples, *TWE*, p. 233
- _____ ⇨ *Study Guide Masters*, p. 43
- _____ Reteaching the Lesson, *TWE*, p. 233
- _____ ⇨ *CD-ROM Program*, Resource Lesson 6-2

3 PRACTICE/APPLY

- _____ Check for Understanding, *SE*, p. 233

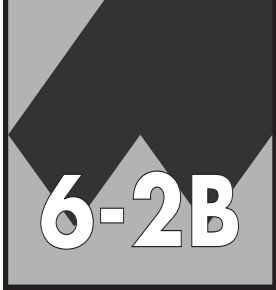
Homework Assignments (p. 234)	
_____ Core: 11-29 odd, 31-36	_____ Enriched: 12-26 even, 28-36
_____ Alternate Assignment: _____	

- _____ Extra Practice, *SE*, p. 572
- _____ ⇨ *Practice Masters*, p. 43
- _____ School to Career Activity, *SE*, p. 235
- _____ ⇨ *Georgia Parent and Student Study Guide Workbook*, p. 48

4 ASSESS

- _____ Closing Activity, Modeling, *TWE*, p. 234
- _____ ⇨ *Assessment and Evaluation Masters*, Quiz A, p. 155
- _____ Extending the Lesson, *TWE*, p. 234
- _____ ⇨ *Enrichment Masters*, p. 43

KEY	<i>SE</i> = Student Edition	<i>TWE</i> = Teacher's Wraparound Edition	⇨ = Other Program Components
------------	-----------------------------	---	------------------------------



Lesson Planning Guide (pp. 236-237)



Teacher's Name _____ Dates _____

Grade _____ Class _____ M Tu W Th F

Objectives

_____ Solve problems by eliminating possibilities.

1 FOCUS

_____ Getting Started, *TWE*, p. 236

2 TEACH

_____ In-Class Examples, *TWE*, p. 236

_____ Reteaching the Lesson, *TWE*, p. 236

3 PRACTICE/APPLY

_____ Check for Understanding, *TWE*, p. 237

NCTM Standards: 1, 6-9
Georgia Quality Core Curriculum: Grade 6: 1, 41, 46

Homework Assignments (p. 237)

_____ All: 4-15

_____ Alternate Assignment: _____

_____ Extra Practice, *SE*, p. 573

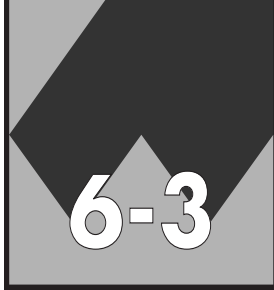
_____ Mixed Problem Solving, *SE*, pp. 593-594

4 ASSESS

_____ Closing Activity, Writing, *TWE*, p. 237

_____ Extending the Lesson, *TWE*, p. 237

KEY SE = Student Edition TWE = Teacher's Wraparound Edition ⇔ = Other Program Components



Lesson Planning Guide (pp. 238-241)



Teacher's Name _____ Dates _____

Grade _____ Class _____ M Tu W Th F

Objectives

_____ Add and subtract fractions with like denominators.

NCTM Standards: 1, 3, 4, 6-10
Georgia Quality Core Curriculum: Grade 6: 1, 9, 10, 31, 41, 47

1 FOCUS

_____ 5-Minute Check, *TWE*, p. 238

_____ ⇨ Transparency 6-3A

_____ Motivating the Lesson, Communication, *TWE*, p. 238

2 TEACH

_____ ⇨ Transparency 6-3B

_____ Using the Mini-Lab, *TWE*, p. 239

_____ ⇨ *Teacher's Guide for Overhead Manipulative Resources*, Mini-Lab for Lesson 6-3

_____ In-Class Examples, *TWE*, p. 239

_____ ⇨ *Study Guide Masters*, p. 44

_____ Reteaching the Lesson, *TWE*, p. 240

_____ Error Analysis, *TWE*, p. 240

_____ ⇨ *CD-ROM Program*, Resource Lesson 6-3, Interactive Lesson 6-3

_____ ⇨ *Interactive Mathematics Tools Software*

3 PRACTICE/APPLY

_____ Check for Understanding, *SE*, p. 240

Homework Assignments (pp. 240-241)

_____ Core: 11-31 odd, 32-36

_____ Enriched: 12-28 even, 29-36

_____ Alternate Assignment: _____

_____ Extra Practice, *SE*, p. 573

_____ ⇨ *Practice Masters*, p. 44

_____ ⇨ *Hands-On Lab Masters*, p. 74

_____ ⇨ *Diversity Masters*, p. 6

_____ ⇨ *Georgia Parent and Student Study Guide Workbook*, p. 49

4 ASSESS

_____ Closing Activity, Modeling, *TWE*, p. 241

_____ Extending the Lesson, *TWE*, p. 241

_____ ⇨ *Enrichment Masters*, p. 44

KEY	<i>SE</i> = Student Edition	<i>TWE</i> = Teacher's Wraparound Edition	⇨ = Other Program Components
------------	-----------------------------	---	------------------------------



Lesson Planning Guide (p. 242)



Teacher's Name _____ Dates _____

Grade _____ Class _____ M Tu W Th F

Objectives

_____ Find common unit names for adding different objects.

MANAGEMENT

_____ Getting Started, *TWE*, p. 242

ASSESS

_____ *TWE*, p. 242

_____ ⇨ *Hands-On Lab Masters*, p. 50

NCTM Standards: 5-8
Georgia Quality Core Curriculum: Grade 6: 1, 2, 41

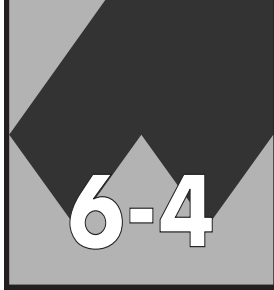
Class Activity (p. 242)

_____ All: 1-5

_____ Alternate Assignment: _____

_____ Math Journal, *TWE*, p. 242

KEY SE = Student Edition TWE = Teacher's Wraparound Edition ⇨ = Other Program Components



Lesson Planning Guide (pp. 243-245)



Teacher's Name _____ Dates _____

Grade _____ Class _____ M Tu W Th F

Objectives

_____ Add and subtract fractions with unlike denominators.

NCTM Standards: 1, 2, 6-10
Georgia Quality Core Curriculum: Grade 6: 1, 5, 9, 41, 47, 48

1 FOCUS

- _____ 5-Minute Check, *TWE*, p. 243
- _____ ⇨ Transparency 6-4A
- _____ Motivating the Lesson, Communication, *TWE*, p. 243
- _____ Multiple Learning Styles, Auditory/Musical, *TWE*, p. 243


2 TEACH

- _____ ⇨ Transparency 6-4B
- _____ Using Graphs, *TWE*, p. 243
- _____ In-Class Examples, *TWE*, p. 244
- _____ ⇨ *Study Guide Masters*, p. 45
- _____ Reteaching the Lesson, *TWE*, p. 244
- _____ ⇨ *CD-ROM Program*, Resource Lesson 6-4

3 PRACTICE/APPLY

- _____ Check for Understanding, *SE*, p. 244

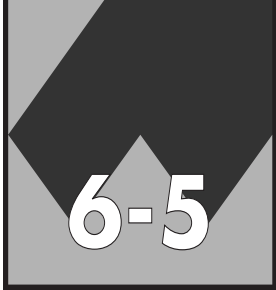
Homework Assignments (pp. 244-245)	
_____ Core: 11-33 odd, 35-40	_____ Enriched: 10-30 even, 32-40
_____ Alternate Assignment: _____	

- _____ Extra Practice, *SE*, p. 573
- _____ ⇨ *Practice Masters*, p. 45
- _____ ⇨ *Technology Masters*, Graphing Calculator Activity, p. 12
- _____ Family Activity, *SE*, p. 245
- _____ ⇨  *Georgia Parent and Student Study Guide Workbook*, p. 50

4 ASSESS

- _____ Closing Activity, Writing, *TWE*, p. 245
- _____ ⇨ *Assessment and Evaluation Masters*, Quiz B, p. 155
- _____ ⇨ *Assessment and Evaluation Masters*, Mid-Chapter Test, p. 154
- _____ Extending the Lesson, *TWE*, p. 245
- _____ ⇨ *Enrichment Masters*, p. 45

KEY <i>SE</i> = Student Edition <i>TWE</i> = Teacher's Wraparound Edition ⇨ = Other Program Components
--



Lesson Planning Guide (pp. 246-249)



Teacher's Name _____ Dates _____

Grade _____ Class _____ M Tu W Th F

Objectives

_____ Add and subtract mixed numbers.

1 FOCUS

- _____ 5-Minute Check, *TWE*, p. 246
- _____ ⇨ Transparency 6-5A
- _____ Motivating the Lesson, Problem Solving, *TWE*, p. 246
- _____ Multiple Learning Styles, Naturalist, *TWE*, p. 246

NCTM Standards: 1, 3, 4, 6-10
Georgia Quality Core Curriculum: Grade 6: 1, 5, 9, 31, 34, 41, 47


2 TEACH

- _____ ⇨ Transparency 6-5B
- _____ Using the Mini-Lab, *TWE*, p. 247
- _____ ⇨ *Teacher's Guide for Overhead Manipulative Resources*, Mini-Lab for Lesson 6-5
- _____ In-Class Examples, *TWE*, p. 247
- _____ ⇨ *Study Guide Masters*, p. 46
- _____ Reteaching the Lesson, *TWE*, p. 248
- _____ ⇨ *CD-ROM Program*, Resource Lesson 6-5, Interactive Lesson 6-5

3 PRACTICE/APPLY

- _____ Check for Understanding, *SE*, p. 248

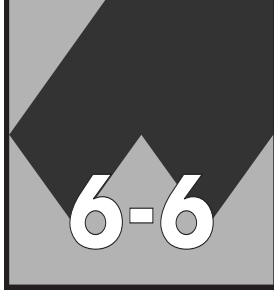
Homework Assignments (pp. 248-249)	
_____ Core: 13-31 odd, 32-36	_____ Enriched: 12-28 even, 29-36
_____ Alternate Assignment: _____	

- _____ Extra Practice, *SE*, p. 574
- _____ ⇨ *Practice Masters*, p. 46
- _____ ⇨ *Classroom Games*, pp. 15-18
- _____ ⇨  *Georgia Parent and Student Study Guide Workbook*, p. 51

4 ASSESS

- _____ Closing Activity, Speaking, *TWE*, p. 249
- _____ Extending the Lesson, *TWE*, p. 249
- _____ ⇨ *Enrichment Masters*, p. 46
- _____ Mid-Chapter Self Test, *SE*, p. 249

KEY	<i>SE</i> = Student Edition	<i>TWE</i> = Teacher's Wraparound Edition	⇨ = Other Program Components
------------	-----------------------------	---	------------------------------



Lesson Planning Guide (pp. 250-253)



Teacher's Name _____ Dates _____

Grade _____ Class _____ M Tu W Th F

Objectives

_____ Subtract mixed numbers involving renaming.

NCTM Standards:

1, 2, 5-10

Georgia Quality Core Curriculum:

Grade 6: 1, 2, 5, 9, 31, 41, 47

1 FOCUS

_____ 5-Minute Check, *TWE*, p. 250

_____ ⇨ Transparency 5-6A

_____ Motivating the Lesson, Hands-On-Activity, *TWE*, p. 250

_____ Multiple Learning Styles, Verbal/Linguistic, *TWE*, p. 250

2 TEACH

_____ ⇨ Transparency 6-6B

_____ Thinking Algebraically, *TWE*, p. 251

_____ In-Class Examples, *TWE*, p. 251

_____ ⇨ *Study Guide Masters*, p. 47

_____ Reteaching the Lesson, *TWE*, p. 251

_____ ⇨ *CD-ROM Program*, Resource Lesson 6-6, Interactive Lesson 6-6

3 PRACTICE/APPLY

_____ Check for Understanding, *SE*, p. 251

Homework Assignments (pp. 252-253)

_____ Core: 11-35 odd, 38-43 _____ Enriched: 12-34 even, 35, 36, 38-43

_____ Optional: 37 (Working on the Chapter Project)

_____ Alternate Assignment: _____

_____ Extra Practice, *SE*, p. 574

_____ ⇨ *Practice Masters*, p. 47

_____ ⇨  *Georgia Parent and Student Study Guide Workbook*, p. 52

4 ASSESS

_____ Let the Games Begin, *SE*, p. 253

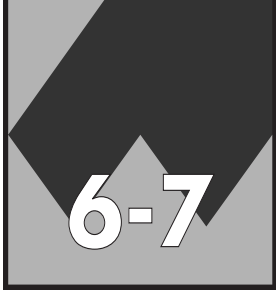
_____ Closing Activity, Modeling, *TWE*, p. 253

_____ ⇨ *Assessment and Evaluation Masters*, Quiz C, p. 156

_____ Extending the Lesson, *TWE*, p. 253

_____ ⇨ *Enrichment Masters*, p. 47

KEY SE = Student Edition TWE = Teacher's Wraparound Edition ⇨ = Other Program Components



Lesson Planning Guide (pp. 254-257)



Teacher's Name _____ Dates _____

Grade _____ Class _____ M Tu W Th F

Objectives

_____ Add and subtract measures of time.

1 FOCUS

_____ 5-Minute Check, *TWE*, p. 254

_____ ⇨ Transparency 6-7A

_____ Motivating the Lesson, Problem Solving, *TWE*, p. 254

2 TEACH

_____ ⇨ Transparency 6-7B

_____ Reading Mathematics, *TWE*, p. 255

_____ In-Class Examples, *TWE*, p. 255

_____ ⇨ *Study Guide Masters*, p. 48

_____ Reteaching the Lesson, *TWE*, p. 256

_____ Error Analysis, *TWE*, p. 256

_____ ⇨ *CD-ROM Program*, Resource Lesson 6-7

3 PRACTICE/APPLY

_____ Check for Understanding, *SE*, pp. 255-256

Homework Assignments (pp. 256-257)

_____ Core: 15-43 odd, 44-49

_____ Enriched: 14-40 even, 41-49

_____ Alternate Assignment: _____

_____ Extra Practice, *SE*, p. 574

_____ ⇨ *Practice Masters*, p. 48

_____ ⇨ *Technology Masters*, Calculator Activity, p. 11

_____ ⇨  *Georgia Parent and Student Study Guide Workbook*, p. 53

4 ASSESS


_____ Closing Activity, Writing, *TWE*, p. 257

_____ ⇨ *Assessment and Evaluation Masters*, Quiz D, p. 156

_____ Extending the Lesson, *TWE*, p. 257

_____ ⇨ *Enrichment Masters*, p. 48

KEY SE = Student Edition TWE = Teacher's Wraparound Edition ⇨ = Other Program Components



Review and Assessment (pp. 258-263)



Teacher's Name _____ Dates _____

Grade _____ Class _____

Review M Tu W Th F
Testing M Tu W Th F

- _____ Study Guide and Assessment, *SE*, pp. 258-261
- _____ Standardized Test Practice, *SE*, pp. 262-263
- _____ Chapter Test, *SE*, p. 600



⇔ **Assessment and Evaluation Masters (pp. 141-159)**

Multiple-Choice Tests

- _____ Form 1A, 1B, or 1C, pp. 141-146
- _____ Standardized Test Practice, pp. 157-158

Free-Response Tests

- _____ Form 2A, 2B, or 2C, pp. 147-152
- _____ Performance Assessment, p. 153
- _____ Cumulative Review, p. 159

- _____ ⇔ *MindJogger Videoquizzes*, Chapter 6
- _____ ⇔ *Test and Review Software*
- _____ ⇔ *CD-ROM Assessment Game*
- _____ ⇔ *State Test Preparation CD-ROM*
- _____ ⇔  *Georgia Parent and Student Study Guide Workbook*, p. 54
- _____ ⇔  *Georgia Stanford 9 Practice and Sample Test Workbook*

Interdisciplinary Investigation, SE, pp. 264-265

- _____ ⇔ *Interdisciplinary Investigation, TWE*, pp. 264-265
- _____ ⇔ *Investigations and Projects Masters*, pp. 5-8

KEY SE = Student Edition TWE = Teacher's Wraparound Edition ⇔ = Other Program Components