

# 1 Problem Solving, Algebra, and Geometry



## Chapter Pacing Guide


Please note that this pacing guide is based upon completing the entire text in 165 classes, approximately 50 minutes each. More time can be allotted for this chapter if you do not plan to teach the entire text.

<i>Day (Standard)</i>	<i>Day (Honors)</i>	<i>Lesson</i>	<i>Title</i>
1	1	*Chapter Project	Theme: Fitness Fun Ways to be Fit
2	2	1-1	A Plan for Problem Solving
3	3	1-2	Order of Operations
4 & 5	4 & 5	*1-3A	<small>HANDS-ON LAB</small> Cooperative Learning Variables and Expressions
		1-3	Integration: Algebra Variables and Expressions
		*1-3B	<small>TECHNOLOGY LAB</small> Graphing Calculators Evaluating Expressions
6	6	1-4	Integration: Algebra Powers and Exponents
7	7	1-5	Integration: Algebra Solving Equations
8	8	1-6	Integration: Geometry Fractals and Other Patterns
9 & 10	9 & 10	*1-7A	<small>HANDS-ON LAB</small> Cooperative Learning Area
		1-7	Integration: Geometry Area
11	11	1-7B	<small>THINKING LAB</small> Problem Solving Choose the Method of Computation
12	12	Review: Study Guide and Assessment	
13	13	Assessment: Chapter Test	

\* *Optional*

## Chapter Resources

<p><b>Meeting Individual Needs</b>  <i>Investigations for the Special Education Student, Vacation Getaways</i>, pp. 1-2  <i>Spanish Study Guide and Assessment Study Guide and Practice Workbook</i></p>	<p><b>Technology</b>  <i>Electronic Teacher's Classroom Resources (ETCR)</i>  <a href="http://www.glencoe.com/sec/math/mac/mathnet">www.glencoe.com/sec/math/mac/mathnet</a></p>
<p><b>Interactive Mathematics: Activities and Investigations</b>            Units 2 and 17</p>	<p><b>Applications</b>  <i>Family Letters and Activities</i>, pp. 27-28  <i>Spanish Family Letters and Activities</i>, pp. 27-28</p>



# Chapter Project (pp. 2-3)



Teacher's Name \_\_\_\_\_ Dates \_\_\_\_\_

Grade \_\_\_\_\_ Class \_\_\_\_\_ M Tu W Th F

## Objectives

- \_\_\_\_\_ Understand the relationship between weight and exercise.
- \_\_\_\_\_ Determine the kinds of activities that burn a high number of Calories.

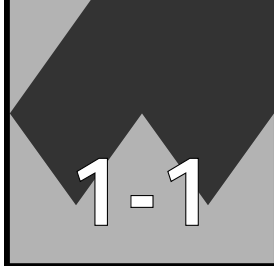
## Theme: Fitness

- \_\_\_\_\_ Chapter Project, *SE*, p. 3
- \_\_\_\_\_ Chapter 1 Notes, *TWE*, p. 2
- \_\_\_\_\_ Question of the Day, *TWE*, p. 2
- \_\_\_\_\_ ⇄ *Investigations and Projects Masters*, pp. 17-20

### Homework Assignments

- \_\_\_\_\_ p. 7, Working on the Chapter Project, Exercise 11
- \_\_\_\_\_ p. 10, Working on the Chapter Project, Exercise 37
- \_\_\_\_\_ p. 23, Working on the Chapter Project, Exercise 40
- \_\_\_\_\_ p. 39, Completing the Chapter Project, Alternative Assessment

KEY SE = Student Edition TWE = Teacher's Wraparound Edition ⇄ = Other Program Components



# Lesson Planning Guide (pp. 4-7)



Teacher's Name \_\_\_\_\_ Dates \_\_\_\_\_

Grade \_\_\_\_\_ Class \_\_\_\_\_ M Tu W Th F

## Objectives

\_\_\_\_\_ Solve problems using the four-step plan.

### NCTM Standards:

1, 4, 6-10

### Georgia Quality Core Curriculum:

Grade 7: 1, 38

## 1 FOCUS

\_\_\_\_\_ 5-Minute Check, *TWE*, p. 4

\_\_\_\_\_ ⇨ Transparency 1-1A

\_\_\_\_\_ Motivating the Lesson, Hands-On-Activity, *TWE*, p. 4

\_\_\_\_\_ Multiple Learning Styles, Logical, *TWE*, p. 4

## 2 TEACH

\_\_\_\_\_ ⇨ Transparency 1-1B

\_\_\_\_\_ Reading Mathematics, *TWE*, p. 5

\_\_\_\_\_ In-Class Examples, *TWE*, p. 5

\_\_\_\_\_ ⇨ *CD-ROM Program*, Resource Lesson 1-1

\_\_\_\_\_ Reteaching the Lesson, *TWE*, p. 6

\_\_\_\_\_ ⇨ *Study Guide Masters*, p. 1

\_\_\_\_\_ Error Analysis, *TWE*, p. 6

## 3 PRACTICE/APPLY

\_\_\_\_\_ Check for Understanding, *SE*, pp. 6-7

### Homework Assignments (p. 7)

\_\_\_\_\_ Core: 6-10, 12

\_\_\_\_\_ Enriched: 6-10, 12

\_\_\_\_\_ Optional: 11 (Working on the Chapter Project)

\_\_\_\_\_ Alternate Assignment: \_\_\_\_\_

\_\_\_\_\_ Extra Practice, *SE*, p. 568

\_\_\_\_\_ ⇨ *Practice Masters*, p. 1

\_\_\_\_\_ ⇨  *Georgia Parent and Student Study Guide Workbook*, p. 1


## 4 ASSESS

\_\_\_\_\_ Closing Activity, Speaking, *TWE*, p. 7

\_\_\_\_\_ Extending the Lesson, *TWE*, p. 7

\_\_\_\_\_ ⇨ *Enrichment Masters*, p. 1

KEY SE = Student Edition TWE = Teacher's Wraparound Edition ⇨ = Other Program Components



# Lesson Planning Guide (pp. 8-10)



Teacher's Name \_\_\_\_\_ Dates \_\_\_\_\_  
 Grade \_\_\_\_\_ Class \_\_\_\_\_ M Tu W Th F

## Objectives

\_\_\_\_\_ Evaluate expressions using the order of operations.

<b>NCTM Standards:</b> 1, 2, 6-10
<b>Georgia Quality Core Curriculum:</b> Grade 7: 1, 9, 14, 43

## 1 FOCUS

- \_\_\_\_\_ 5-Minute Check, *TWE*, p. 8
- \_\_\_\_\_ ⇨ Transparency 1-2A
- \_\_\_\_\_ Motivating the Lesson, Problem Solving, *TWE*, p. 8

## 2 TEACH

- \_\_\_\_\_ ⇨ Transparency 1-2B
- \_\_\_\_\_ In-Class Examples, *TWE*, p. 9
- \_\_\_\_\_ Reteaching the Lesson, *TWE*, p. 9
- \_\_\_\_\_ Thinking Algebraically, *TWE*, p. 10
- \_\_\_\_\_ ⇨ *CD-ROM Program*, Resource Lesson 1-2
- \_\_\_\_\_ ⇨ *Interactive Mathematics Tools Software*
- \_\_\_\_\_ ⇨ *Study Guide Masters*, p. 2

## 3 PRACTICE/APPLY

- \_\_\_\_\_ Check for Understanding, *SE*, p. 9


<b>Homework Assignments (pp. 9-10)</b>	
_____ Core: 11-35 odd, 38-40	_____ Enriched: 12-34 even, 35, 36, 38-40
_____ Optional: 37 (Working on the Chapter Project)	
_____ Alternate Assignment: _____	

- \_\_\_\_\_ Extra Practice, *SE*, p. 568
- \_\_\_\_\_ ⇨ *Practice Masters*, p. 2
- \_\_\_\_\_ ⇨ *Technology Masters*, Graphing Calculator Activity, p. 28
- \_\_\_\_\_ ⇨ *Diversity Masters*, p. 14
- \_\_\_\_\_ ⇨ *Georgia Parent and Student Study Guide Workbook*, p. 2

## 4 ASSESS

- \_\_\_\_\_ Closing Activity, Modeling, *TWE*, p. 10
- \_\_\_\_\_ ⇨ *Assessment and Evaluation Masters*, Quiz A, p. 15
- \_\_\_\_\_ Extending the Lesson, *TWE*, p. 10
- \_\_\_\_\_ ⇨ *Enrichment Masters*, p. 2

KEY	<i>SE</i> = Student Edition	<i>TWE</i> = Teacher's Wraparound Edition	⇨ = Other Program Components
-----	-----------------------------	---	------------------------------



# Lesson Planning Guide (p. 11)



Teacher's Name \_\_\_\_\_ Dates \_\_\_\_\_  
 Grade \_\_\_\_\_ Class \_\_\_\_\_ M Tu W Th F

## Objectives

\_\_\_\_\_ Use cups and counters to model algebraic expressions.

<b>NCTM Standards:</b> 1, 6, 9, 10
<b>Georgia Quality Core Curriculum:</b> Grade 7: 1, 5

## MANAGEMENT

- \_\_\_\_\_ Getting Started, *TWE*, p. 11
- \_\_\_\_\_ ⇨ *Hands-On Lab Masters*, p. 5: counters; p. 7: pattern for cup; p. 8: integer mat
- \_\_\_\_\_ ⇨ *Teacher's Guide for Overhead Manipulative Resources*, Lesson 1-3A
- \_\_\_\_\_ ⇨ *Overhead Manipulative Resources*: counters, cups, integer mat


## ASSESS

- \_\_\_\_\_ *TWE*, p. 11
- \_\_\_\_\_ ⇨ *Hands-On Lab Masters*, p. 38

<b>Class Activity (p. 11)</b>
_____ All: 1-5
_____ Alternate Assignment: _____

\_\_\_\_\_ Math Journal, *TWE*, p. 11

**KEY** SE = Student Edition TWE = Teacher's Wraparound Edition ⇨ = Other Program Components



# Lesson Planning Guide (pp. 12-15)



Teacher's Name \_\_\_\_\_ Dates \_\_\_\_\_

Grade \_\_\_\_\_ Class \_\_\_\_\_ M Tu W Th F

## Objectives

\_\_\_\_\_ Evaluate simple algebraic expressions.

<b>NCTM Standards:</b> 1, 2, 6-10
<b>Georgia Quality Core Curriculum:</b> Grade 7: 1, 5, 6, 9, 11, 12

## 1 FOCUS

- \_\_\_\_\_ 5-Minute Check, *TWE*, p. 12
- \_\_\_\_\_ ⇨ Transparency 1-3A
- \_\_\_\_\_ Motivating the Lesson, Hands-On-Activity, *TWE*, p. 12
- \_\_\_\_\_ Multiple Learning Styles, Interpersonal, *TWE*, p. 12

## 2 TEACH

- \_\_\_\_\_ ⇨ Transparency 1-3B
- \_\_\_\_\_ Using the Mini-Lab, *TWE*, p. 13
- \_\_\_\_\_ ⇨ *Teacher's Guide for Overhead Manipulative Resources*, Mini-Lab for Lesson 1-3
- \_\_\_\_\_ In-Class Examples, *TWE*, p. 13
- \_\_\_\_\_ Reteaching the Lesson, *TWE*, p. 14
- \_\_\_\_\_ Error Analysis, *TWE*, p. 14
- \_\_\_\_\_ ⇨ *Study Guide Masters*, p. 3
- \_\_\_\_\_ ⇨ *Transition Booklet*, pp. 7-12
- \_\_\_\_\_ ⇨ *CD-ROM Program*, Resource Lesson 1-3, Interactive Lesson 1-3
- \_\_\_\_\_ ⇨ *Interactive Mathematics Tools Software*

## 3 PRACTICE/APPLY

- \_\_\_\_\_ Check for Understanding, *SE*, p. 14

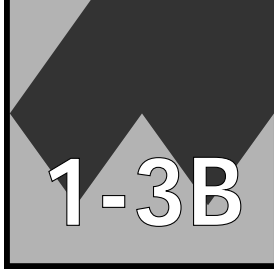
<b>Homework Assignments (pp. 14-15)</b>	
_____ Core: 11-31 odd, 32-36	_____ Enriched: 12-28 even, 30-36
_____ Alternate Assignment: _____	

- \_\_\_\_\_ Extra Practice, *SE*, p. 568
- \_\_\_\_\_ ⇨ Practice Masters, p. 3
- \_\_\_\_\_ ⇨ *Georgia Parent and Student Study Guide Workbook*, p. 3

## 4 ASSESS

- \_\_\_\_\_ Closing Activity, Writing, *TWE*, p. 15
- \_\_\_\_\_ Extending the Lesson, *TWE*, p. 15
- \_\_\_\_\_ ⇨ *Enrichment Masters*, p. 3
- \_\_\_\_\_ Mid-Chapter Self Test, *SE*, p. 15

KEY	<i>SE</i> = Student Edition	<i>TWE</i> = Teacher's Wraparound Edition	⇨ = Other Program Components
-----	-----------------------------	---	------------------------------



# Lesson Planning Guide (p. 16)



Teacher's Name \_\_\_\_\_ Dates \_\_\_\_\_  
 Grade \_\_\_\_\_ Class \_\_\_\_\_ M Tu W Th F

## Objectives

\_\_\_\_\_ Evaluate algebraic expressions by using a graphing calculator.

<b>NCTM Standards:</b> 1, 2, 6-9
<b>Georgia Quality Core Curriculum:</b> Grade 7: 1, 3, 5, 6, 9, 12

## MANAGEMENT

- \_\_\_\_\_ Getting Started, *TWE*, p. 16
- \_\_\_\_\_ Using a Graphing Calculator, *TWE*, p. 16
- \_\_\_\_\_ ⇄ *Teacher's Guide for Overhead Manipulative Resources*, Lesson 1-3B


## ASSESS

\_\_\_\_\_ *TWE*, p. 16

<b>Class Activity (p. 16)</b>
_____ All: 1-7
_____ Alternate Assignment: _____

\_\_\_\_\_ Math Journal, *TWE*, p. 16

**KEY** SE = Student Edition TWE = Teacher's Wraparound Edition ⇄ = Other Program Components



# Lesson Planning Guide (pp. 17-20)



Teacher's Name \_\_\_\_\_ Dates \_\_\_\_\_

Grade \_\_\_\_\_ Class \_\_\_\_\_ M Tu W Th F

## Objectives

\_\_\_\_\_ Use powers and exponents in expressions.

<b>NCTM Standards:</b> 1-3, 6-10
<b>Georgia Quality Core Curriculum:</b> <b>Grade 7:</b> 1, 2, 3, 6, 9, 12, 31, 43

## 1 FOCUS

- \_\_\_\_\_ 5-Minute Check, *TWE*, p. 17
- \_\_\_\_\_ ⇨ Transparency 1-4A
- \_\_\_\_\_ Motivating the Lesson, Problem Solving, *TWE*, p. 17
- \_\_\_\_\_ Cross-Curriculum Cue, *TWE*, p. 17

## 2 TEACH

- \_\_\_\_\_ ⇨ Transparency 1-4B
- \_\_\_\_\_ Reading Mathematics, *TWE*, p. 18
- \_\_\_\_\_ In-Class Examples, *TWE*, p. 18
- \_\_\_\_\_ Reteaching the Lesson, *TWE*, p. 19
- \_\_\_\_\_ ⇨ *Study Guide Masters*, p. 4
- \_\_\_\_\_ ⇨ *Transition Booklet*, pp. 9-10
- \_\_\_\_\_ ⇨ *CD-ROM Program*, Resource Lesson 1-4

## 3 PRACTICE/APPLY

- \_\_\_\_\_ Check for Understanding, *SE*, pp. 18-19


<b>Homework Assignments (pp. 19-20)</b>	
_____ Core: 13-41 odd, 43-47	_____ Enriched: 14-40 even, 41-47
_____ Alternate Assignment: _____	

- \_\_\_\_\_ Extra Practice, *SE*, p. 569
- \_\_\_\_\_ ⇨ *Practice Masters*, p. 4
- \_\_\_\_\_ ⇨ *Hands-On Lab Masters*, p. 72
- \_\_\_\_\_ ⇨ *Classroom Games*, pp. 1-4
- \_\_\_\_\_ ⇨ *Technology Masters*, Calculator Activity, p. 27
- \_\_\_\_\_ ⇨ *Georgia Parent and Student Study Guide Workbook*, p. 4

## 4 ASSESS

- \_\_\_\_\_ Let the Games Begin, *SE*, p. 20
- \_\_\_\_\_ Closing Activity, Writing, *TWE*, p. 20
- \_\_\_\_\_ ⇨ *Assessment and Evaluation Masters*, Mid-Chapter Test, p. 14
- \_\_\_\_\_ ⇨ *Assessment and Evaluation Masters*, Quiz B, p. 15
- \_\_\_\_\_ Extending the Lesson, *TWE*, p. 20
- \_\_\_\_\_ ⇨ *Enrichment Masters*, p. 4

<b>KEY</b>	<i>SE</i> = Student Edition	<i>TWE</i> = Teacher's Wraparound Edition	⇨ = Other Program Components
------------	-----------------------------	---	------------------------------



# Lesson Planning Guide (pp. 21-23)



Teacher's Name \_\_\_\_\_ Dates \_\_\_\_\_  
Grade \_\_\_\_\_ Class \_\_\_\_\_ M Tu W Th F

## Objectives

\_\_\_\_\_ Solve equations using mental math.

<b>NCTM Standards:</b> 1, 2, 6-9
<b>Georgia Quality Core Curriculum:</b> Grade 7: 1, 2, 5, 7, 11, 13

## 1 FOCUS

- \_\_\_\_\_ 5-Minute Check, *TWE*, p. 21
- \_\_\_\_\_ ⇨ Transparency 1-5A
- \_\_\_\_\_ Motivating the Lesson, Problem Solving, *TWE*, p. 21

## 2 TEACH

- \_\_\_\_\_ ⇨ Transparency 1-5B
- \_\_\_\_\_ Using Discussion, *TWE*, p. 21
- \_\_\_\_\_ Multiple Learning Styles, Verbal/Linguistic, *TWE*, p. 21
- \_\_\_\_\_ In-Class Examples, *TWE*, p. 22
- \_\_\_\_\_ ⇨ Study Guide Masters, p. 5
- \_\_\_\_\_ Reteaching the Lesson, *TWE*, p. 22
- \_\_\_\_\_ ⇨ CD-ROM Program, Resource Lesson 1-5

## 3 PRACTICE/APPLY

- \_\_\_\_\_ Check for Understanding, *SE*, p. 22


<b>Homework Assignments (p. 23)</b>	
_____ Core: 13-39 odd, 41-46	_____ Enriched: 14-38 even, 39, 41-46
_____ Optional: 40 (Working on the Chapter Project)	
_____ Alternate Assignment: _____	

- \_\_\_\_\_ Extra Practice, *SE*, p. 569
- \_\_\_\_\_ ⇨ Practice Masters, p. 5
- \_\_\_\_\_ ⇨ *Georgia Parent and Student Study Guide Workbook*, p. 5

## 4 ASSESS

- \_\_\_\_\_ Closing Activity, Writing, *TWE*, p. 23
- \_\_\_\_\_ Extending the Lesson, *TWE*, p. 23
- \_\_\_\_\_ ⇨ Enrichment Masters, p. 5

<b>KEY</b>	<i>SE</i> = Student Edition	<i>TWE</i> = Teacher's Wraparound Edition	⇨ = Other Program Components
------------	-----------------------------	---	------------------------------



# Lesson Planning Guide (pp. 24-27)



Teacher's Name \_\_\_\_\_ Dates \_\_\_\_\_

Grade \_\_\_\_\_ Class \_\_\_\_\_ M Tu W Th F

## Objectives

\_\_\_\_\_ Find and extend patterns.

<b>NCTM Standards:</b> 2, 6, 8-10
<b>Georgia Quality Core Curriculum:</b> Grade 7: 1

## 1 FOCUS

- \_\_\_\_\_ 5-Minute Check, *TWE*, p. 24
- \_\_\_\_\_ ⇨ Transparency 1-6A
- \_\_\_\_\_ Motivating the Lesson, Communication, *TWE*, p. 24

## 2 TEACH

- \_\_\_\_\_ ⇨ Transparency 1-6B
- \_\_\_\_\_ Using the Mini-Lab, *TWE*, p. 25
- \_\_\_\_\_ ⇨ *Teacher's Guide for Overhead Manipulative Resources*, Mini-Lab for Lesson 1-6
- \_\_\_\_\_ In-Class Examples, *TWE*, p. 25
- \_\_\_\_\_ ⇨ *Study Guide Masters*, p. 6
- \_\_\_\_\_ Reteaching the Lesson, *TWE*, p. 26
- \_\_\_\_\_ ⇨ *CD-ROM Program*, Resource Lesson 1-6

## 3 PRACTICE/APPLY

- \_\_\_\_\_ Check for Understanding, *SE*, p. 26

<b>Homework Assignments (pp. 26-27)</b>	
_____ Core: 7-11 odd, 12-14	_____ Enriched: 6-8 even, 10-14
_____ Alternate Assignment: _____	

- \_\_\_\_\_ Extra Practice, *SE*, p. 569
- \_\_\_\_\_ ⇨ *Practice Masters*, p. 6
- \_\_\_\_\_ ⇨ *Georgia Parent and Student Study Guide Workbook*, p. 6

## 4 ASSESS

- \_\_\_\_\_ Math in the Media, *SE*, p. 27
- \_\_\_\_\_ Closing Activity, Speaking, *TWE*, p. 27
- \_\_\_\_\_ ⇨ *Assessment and Evaluation Masters*, Quiz C, p. 16
- \_\_\_\_\_ Extending the Lesson, *TWE*, p. 27
- \_\_\_\_\_ ⇨ *Enrichment Masters*, p. 6

KEY	SE = Student Edition	TWE = Teacher's Wraparound Edition	⇨ = Other Program Components
-----	----------------------	------------------------------------	------------------------------



# Lesson Planning Guide (pp. 28-29)



Teacher's Name \_\_\_\_\_ Dates \_\_\_\_\_  
Grade \_\_\_\_\_ Class \_\_\_\_\_ M Tu W Th F

## Objectives

\_\_\_\_\_ Use models to find the areas of rectangles and parallelograms.

<b>NCTM Standards:</b> 1-3, 6-10
<b>Georgia Quality Core Curriculum:</b> Grade 7: 1, 2, 24, 25

## MANAGEMENT

- \_\_\_\_\_ Getting Started, *TWE*, p. 28
- \_\_\_\_\_ ⇨ *Hands-On Lab Masters*, p. 10: grid paper
- \_\_\_\_\_ ⇨ *Teacher's Guide for Overhead Manipulative Resources*, Lesson 1-7A
- \_\_\_\_\_ ⇨ *Overhead Manipulative Resources*: centimeter grid


## ASSESS

- \_\_\_\_\_ *TWE*, p. 29
- \_\_\_\_\_ ⇨ *Hands-On Lab Masters*, p. 39

<b>Class Activity (pp. 28-29)</b>	
_____ All: 1-20	_____ Alternate Assignment: _____

\_\_\_\_\_ Math Journal, *TWE*, p. 29

**KEY** SE = Student Edition TWE = Teacher's Wraparound Edition ⇨ = Other Program Components



# Lesson Planning Guide (pp. 30-33)



Teacher's Name \_\_\_\_\_ Dates \_\_\_\_\_  
Grade \_\_\_\_\_ Class \_\_\_\_\_ M Tu W Th F

## Objectives

\_\_\_\_\_ Find the areas of rectangles and parallelograms.

<b>NCTM Standards:</b> 1-3, 6-10
<b>Georgia Quality Core Curriculum:</b> Grade 7: 1, 24, 25

## 1 FOCUS

- \_\_\_\_\_ 5-Minute Check, *TWE*, p. 30
- \_\_\_\_\_ ⇨ Transparency 1-7A
- \_\_\_\_\_ Motivating the Lesson, Communication, *TWE*, p. 30


## 2 TEACH

- \_\_\_\_\_ ⇨ Transparency 1-7B
- \_\_\_\_\_ Using the Mini-Lab, *TWE*, p. 31
- \_\_\_\_\_ ⇨ *Teacher's Guide for Overhead Manipulative Resources*, Mini-Lab for Lesson 1-7
- \_\_\_\_\_ In-Class Examples, *TWE*, p. 31
- \_\_\_\_\_ ⇨ *Study Guide Masters*, p. 7
- \_\_\_\_\_ Reteaching the Lesson, *TWE*, p. 32
- \_\_\_\_\_ Error Analysis, *TWE*, p. 32
- \_\_\_\_\_ ⇨ *CD-ROM Program*, Resource Lesson 1-7, Interactive Lesson 1-7

## 3 PRACTICE/APPLY

- \_\_\_\_\_ Check for Understanding, *SE*, p. 32

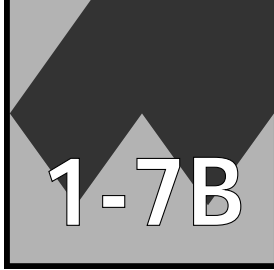
<b>Homework Assignments (pp. 32-33)</b>	
_____ Core: 9-23 odd, 25-28	_____ Enriched: 10-22 even, 23-28
_____ Alternate Assignment: _____	

- \_\_\_\_\_ Extra Practice, *SE*, p. 570
- \_\_\_\_\_ ⇨ *Practice Masters*, p. 7
- \_\_\_\_\_ ⇨ *School to Career Masters*, p. 14
- \_\_\_\_\_ Family Activity, *SE*, p. 33
- \_\_\_\_\_ ⇨  *Georgia Parent and Student Study Guide Workbook*, p. 7

## 4 ASSESS

- \_\_\_\_\_ Closing Activity, Speaking, *TWE*, p. 33
- \_\_\_\_\_ ⇨ *Assessment and Evaluation Masters*, Quiz D, p. 16
- \_\_\_\_\_ Extending the Lesson, *TWE*, p. 33
- \_\_\_\_\_ ⇨ *Enrichment Masters*, p. 7

KEY	<i>SE</i> = Student Edition	<i>TWE</i> = Teacher's Wraparound Edition	⇨ = Other Program Components
-----	-----------------------------	---	------------------------------



# Lesson Planning Guide (pp. 34-35)



Teacher's Name \_\_\_\_\_ Dates \_\_\_\_\_  
Grade \_\_\_\_\_ Class \_\_\_\_\_ M Tu W Th F

## Objectives

\_\_\_\_\_ Choose the best method of computation for solving a problem.

<b>NCTM Standards:</b> 1, 6-9
<b>Georgia Quality Core Curriculum:</b> Grade 7: 1, 38

## 1 FOCUS

\_\_\_\_\_ Getting Started, *TWE*, p. 34

## 2 TEACH

\_\_\_\_\_ In-Class Example, *TWE*, p. 34  
\_\_\_\_\_ Reteaching the Lesson, *TWE*, p. 34

## 3 PRACTICE/APPLY

\_\_\_\_\_ Check for Understanding, *TWE*, p. 35


<b>Homework Assignments (p. 35)</b>
_____ All: 5-14
_____ Alternate Assignment: _____

\_\_\_\_\_ Extra Practice, *SE*, p. 570  
\_\_\_\_\_ Mixed Problem Solving, *SE*, pp. 605-606

## 4 ASSESS

\_\_\_\_\_ Closing Activity, Writing, *TWE*, p. 35  
\_\_\_\_\_ Extending the Lesson, *TWE*, p. 35

**KEY** SE = Student Edition TWE = Teacher's Wraparound Edition ⇔ = Other Program Components



# Review and Assessment (pp. 36-41)



Teacher's Name \_\_\_\_\_ Dates \_\_\_\_\_

Grade \_\_\_\_\_ Class \_\_\_\_\_  
Review M Tu W Th F  
Testing M Tu W Th F

- \_\_\_\_\_ Study Guide and Assessment, *SE*, pp. 36-39
- \_\_\_\_\_ Standardized Test Practice, *SE*, pp. 40-41
- \_\_\_\_\_ Chapter Test, *SE*, p. 607



## ⇔ *Assessment and Evaluation Masters* (pp. 1-19)

### *Multiple-Choice Tests*

- \_\_\_\_\_ Form 1A, 1B, or 1C, pp. 1-6
- \_\_\_\_\_ Standardized Test Practice, pp. 17-18

### *Free-Response Tests*

- \_\_\_\_\_ Form 2A, 2B, or 2C, pp. 7-12
- \_\_\_\_\_ Performance Assessment, p. 13
- \_\_\_\_\_ Cumulative Review, p. 19

- \_\_\_\_\_ ⇔ *MindJogger Videoquizzes*, Chapter 1
- \_\_\_\_\_ ⇔ *Test and Review Software*
- \_\_\_\_\_ ⇔ *CD-ROM Assessment Game*
- \_\_\_\_\_ ⇔ *State Test Preparation CD-ROM*
- \_\_\_\_\_ ⇔  *Georgia Parent and Student Study Guide Workbook*, p. 8
- \_\_\_\_\_ ⇔  *Georgia Stanford 9 Practice and Sample Test Workbook*

KEY SE = Student Edition TWE = Teacher's Wraparound Edition ⇔ = Other Program Components