

4 Using Number Patterns, Fractions, and Percents



Chapter Pacing Guide

Please note that this pacing guide is based upon completing the entire text in 165 classes, approximately 50 minutes each. More time can be allotted for this chapter if you do not plan to teach the entire text.

<i>Day (Standard)</i>	<i>Day (Honors)</i>	<i>Lesson</i>	<i>Title</i>
1	1	*Chapter Project	Theme: Cars What Color Was That Car?
2 & 3	2	*4-1A	<small>HANDS-ON LAB</small> Cooperative Learning Exploring Factors
		4-1	Divisibility Patterns
		*4-1B	<small>TECHNOLOGY LAB</small> Spreadsheets Divisibility
4	3	4-2	Prime Factorization
5	4 & 5	4-3	Integration: Patterns and Functions Sequences
		*4-3B	<small>HANDS-ON LAB</small> Cooperative Learning Exploring Sequences
6	6	4-4A	<small>THINKING LAB</small> Problem Solving Make a List
7	7	4-4	Greatest Common Factor
8	8	4-5	Simplifying Fractions and Ratios
9	9	4-6	Ratios and Percents
10	10	4-7	Fractions, Decimals, and Percents
11	11	4-8	Integration: Probability Simple Events
12	12	4-9	Least Common Multiple
13	13	4-10	Comparing and Ordering Fractions
14	14	Review: Study Guide and Assessment	
15	15	Assessment: Chapter Test	

*Optional

Chapter Resources

<p>Meeting Individual Needs <i>Investigations for the Special Education Student,</i> Author's Fair, pp. 13-14 <i>Spanish Study Guide and Assessment</i> <i>Study Guide and Practice Workbook</i></p>	<p>Technology <i>Electronic Teacher's Classroom</i> Resources (ETCR) www.glencoe.com/sec/math/mac/mathnet</p>
<p>Interactive Mathematics: Activities and Investigations Units 9 and 11</p>	<p>Applications <i>Family Letters and Activities</i>, pp. 33-34 <i>Spanish Family Letters and Activities</i>, pp. 33-34</p>



Chapter Project (pp. 130-131)



Teacher's Name _____ Dates _____

Grade _____ Class _____ M Tu W Th F

Objectives

- _____ Use fractions, decimals, and percents to display the results of surveys.
- _____ Investigate data about production of cars in the United States by using a table.

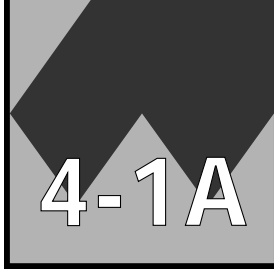
Theme: Cars

- _____ Chapter Project, *SE*, p. 131
- _____ Chapter 4 Notes, *TWE*, p. 130
- _____ Question of the Day, *TWE*, p. 130
- _____ ⇔ *Investigations and Projects Masters*, pp. 29-32

Homework Assignments

- _____ p. 157, Working on the Chapter Project, Exercise 34
- _____ p. 164, Working on the Chapter Project, Exercise 43
- _____ p. 168, Working on the Chapter Project, Exercise 26
- _____ p. 179, Completing the Chapter Project, Alternative Assessment

KEY SE = Student Edition TWE = Teacher's Wraparound Edition ⇔ = Other Program Components



Lesson Planning Guide (p. 132)



Teacher's Name _____ Dates _____
Grade _____ Class _____ M Tu W Th F

Objectives

_____ Discover factors of whole numbers by using number cards.

NCTM Standards: 1, 6-9
Georgia Quality Core Curriculum: Grade 7: 1, 2, 31

MANAGEMENT

_____ Getting Started, *TWE*, p. 132
_____ ⇨ *Teacher's Guide for Overhead Manipulative Resources*, Lesson 4-1A


ASSESS

_____ *TWE*, p. 132
_____ ⇨ *Hands-On Lab Masters*, p. 44

Class Activity (p. 132)	
_____ All: 1-7	_____ Alternate Assignment: _____

_____ Math Journal, *TWE*, p. 132

KEY SE = Student Edition TWE = Teacher's Wraparound Edition ⇨ = Other Program Components



Lesson Planning Guide (pp. 133-136)



Teacher's Name _____ Dates _____

Grade _____ Class _____ M Tu W Th F

Objectives

_____ Use divisibility rules.

NCTM Standards: 1, 2, 6-9
Georgia Quality Core Curriculum: Grade 7: 1, 3, 31, 34

1 FOCUS

- _____ 5-Minute Check, *TWE*, p. 133
- _____ ⇨ Transparency 4-1A
- _____ Motivating the Lesson, Communication, *TWE*, p. 133

2 TEACH


- _____ ⇨ Transparency 4-1B
- _____ Using the Mini-Lab, *TWE*, p. 134
- _____ ⇨ *Teacher's Guide for Overhead Manipulative Resources*, Mini-Lab for Lesson 4-1
- _____ In-Class Examples, *TWE*, p. 134
- _____ ⇨ *Study Guide Masters*, p. 24
- _____ Reteaching the Lesson, *TWE*, p. 135
- _____ ⇨ *CD-ROM Program*, Resource Lesson 4-1

3 PRACTICE/APPLY

- _____ Check for Understanding, *SE*, pp. 134-135

Homework Assignments (pp. 135-136)


- _____ Core: 11-33 odd, 34-38
- _____ Enriched: 12-30 even, 31-38
- _____ Alternate Assignment: _____

- _____ Extra Practice, *SE*, p. 576
- _____ ⇨ *Practice Masters*, p. 24
- _____ ⇨ *Hands-On Lab Masters*, p. 75
- _____ ⇨  *Georgia Parent and Student Study Guide Workbook*, p. 27

4 ASSESS

- _____ Let the Games Begin, *SE*, p. 136
- _____ Closing Activity, Writing, *TWE*, p. 136
- _____ Extending the Lesson, *TWE*, p. 136
- _____ ⇨ *Enrichment Masters*, p. 24

KEY SE = Student Edition TWE = Teacher's Wraparound Edition ⇨ = Other Program Components



Lesson Planning Guide (p. 137)



Teacher's Name _____ Dates _____
Grade _____ Class _____ M Tu W Th F

Objectives

_____ Use spreadsheets to test for divisibility.

NCTM Standards: 1, 6-8
Georgia Quality Core Curriculum: Grade 7: 1, 3, 4, 34, 41, 43

MANAGEMENT

- _____ Getting Started, *TWE*, p. 137
- _____ Using a Calculator, *TWE*, p. 137
- _____ ⇨ *Teacher's Guide for Overhead Manipulative Resources*, Lesson 4-1B


ASSESS

_____ *TWE*, p. 137

Class Activity (p. 137)
_____ All: 1-5
_____ Alternate Assignment: _____

_____ Math Journal, *TWE*, p. 137

KEY SE = Student Edition TWE = Teacher's Wraparound Edition ⇨ = Other Program Components



Lesson Planning Guide (pp. 138-141)



Teacher's Name _____ Dates _____
Grade _____ Class _____ M Tu W Th F

Objectives

_____ Find the prime factorization of a composite number.

NCTM Standards: 1, 2, 6-10
Georgia Quality Core Curriculum: Grade 7: 1, 31, 32

1 FOCUS

- _____ 5-Minute Check, *TWE*, p. 138
- _____ ⇨ Transparency 4-2A
- _____ Motivating the Lesson, Communication, *TWE*, p. 138

2 TEACH

- _____ ⇨ Transparency 4-2B
- _____ Mastering Basic Skills, *TWE*, p. 139
- _____ In-Class Examples, *TWE*, p. 139
- _____ ⇨ *Study Guide Masters*, p. 25
- _____ Reteaching the Lesson, *TWE*, p. 140
- _____ Error Analysis, *TWE*, p. 140
- _____ ⇨ *CD-ROM Program*, Resource Lesson 4-2
- _____ ⇨ *Interactive Mathematics Tools Software*

3 PRACTICE/APPLY

- _____ Check for Understanding, *SE*, p. 140


Homework Assignments (pp. 140-141)	
_____ Core: 15-41 odd, 43-48	_____ Enriched: 14-38 even, 40-48
_____ Alternate Assignment: _____	

- _____ Extra Practice, *SE*, p. 577
- _____ ⇨ *Practice Masters*, p. 25
- _____ ⇨ *Classroom Games*, pp. 11-12
- _____ ⇨ *Georgia Parent and Student Study Guide Workbook*, p. 28

4 ASSESS

- _____ Closing Activity, Speaking, *TWE*, p. 141
- _____ Extending the Lesson, *TWE*, p. 141
- _____ ⇨ *Enrichment Masters*, p. 25

KEY	SE = Student Edition	TWE = Teacher's Wraparound Edition	⇨ = Other Program Components
-----	----------------------	------------------------------------	------------------------------



Lesson Planning Guide (pp. 142-145)



Teacher's Name _____ Dates _____

Grade _____ Class _____ M Tu W Th F

Objectives

_____ Recognize and extend a pattern for sequences.

NCTM Standards: 1, 2, 6-10
Georgia Quality Core Curriculum: Grade 7: 1

1 FOCUS

- _____ 5-Minute Check, *TWE*, p. 142
- _____ ⇨ Transparency 4-3A
- _____ Motivating the Lesson, Hands-On-Activity, *TWE*, p. 142

2 TEACH

- _____ ⇨ Transparency 4-3B
- _____ In-Class Examples, *TWE*, p. 143
- _____ ⇨ *Study Guide Masters*, p. 26
- _____ Reteaching the Lesson, *TWE*, p. 144
- _____ Error Analysis, *TWE*, p. 144
- _____ ⇨ *CD-ROM Program*, Resource Lesson 4-3
- _____ ⇨ *Interactive Mathematics Tools Software*

3 PRACTICE/APPLY

- _____ Check for Understanding, *SE*, p. 144


Homework Assignments (pp. 144-145)	
_____ Core: 11-31 odd, 33-37	_____ Enriched: 10-28 even, 30-37
_____ Alternate Assignment: _____	

- _____ Extra Practice, *SE*, p. 577
- _____ ⇨ *Practice Masters*, p. 26
- _____ ⇨ *Diversity Masters*, p. 17
- _____ ⇨ *Georgia Parent and Student Study Guide Workbook*, p. 29

4 ASSESS

- _____ Closing Activity, Modeling, *TWE*, p. 145
- _____ ⇨ *Assessment and Evaluation Masters*, Quiz A, p. 99
- _____ Extending the Lesson, *TWE*, p. 145
- _____ ⇨ *Enrichment Masters*, p. 26

KEY	<i>SE</i> = Student Edition	<i>TWE</i> = Teacher's Wraparound Edition	⇨ = Other Program Components
------------	-----------------------------	---	------------------------------



Lesson Planning Guide (pp. 146-147)



Teacher's Name _____ Dates _____
Grade _____ Class _____ M Tu W Th F

Objectives

_____ Explore patterns in sequences.

NCTM Standards: 1-3, 6-9
Georgia Quality Core Curriculum: Grade 7: 1, 2, 3, 41, 43

MANAGEMENT

_____ Getting Started, *TWE*, p. 146
_____ ⇨ *Teacher's Guide for Overhead Manipulative Resources*, Lesson 4-3B

ASSESS

_____ *TWE*, p. 147
_____ ⇨ *Hands-On Lab Masters*, p. 45

Class Activity (pp. 147)
_____ All: 1-6
_____ Alternate Assignment: _____

_____ Math Journal, *TWE*, p. 147

KEY SE = Student Edition TWE = Teacher's Wraparound Edition ⇨ = Other Program Components



Lesson Planning Guide (pp. 148-149)



Teacher's Name _____ Dates _____
Grade _____ Class _____ M Tu W Th F

Objectives

_____ Solve problems by making an organized list.

NCTM Standards: 1, 2, 4, 6-9
Georgia Quality Core Curriculum: Grade 7: 1, 38, 41, 43

1 FOCUS

_____ Getting Started, *TWE*, p. 148

2 TEACH

_____ In-Class Examples, *TWE*, p. 148
_____ Reteaching the Lesson, *TWE*, p. 148

3 PRACTICE/APPLY

_____ Check for Understanding, *TWE*, p. 149


Homework Assignments (p. 149)
_____ All: 4-12
_____ Alternate Assignment: _____

_____ Extra Practice, *SE*, p. 577
_____ Mixed Problem Solving, *SE*, pp. 605-606

4 ASSESS

_____ Closing Activity, Writing, *TWE*, p. 149
_____ Extending the Lesson, *TWE*, p. 149

KEY SE = Student Edition TWE = Teacher's Wraparound Edition ⇔ = Other Program Components



Lesson Planning Guide (pp. 150-153)



Teacher's Name _____ Dates _____

Grade _____ Class _____ M Tu W Th F

Objectives

_____ Find the greatest common factor of two or more numbers.

NCTM Standards: 1, 6-10
Georgia Quality Core Curriculum: Grade 7: 1, 31, 33

1 FOCUS

- _____ 5-Minute Check, *TWE*, p. 150
- _____ ⇨ Transparency 4-4A
- _____ Motivating the Lesson, Problem Solving, *TWE*, p. 150

2 TEACH


- _____ ⇨ Transparency 4-4B
- _____ Using Different Methods, *TWE*, p. 151
- _____ In-Class Examples, *TWE*, p. 151
- _____ ⇨ *Study Guide Masters*, p. 27
- _____ Reteaching the Lesson, *TWE*, p. 151
- _____ Error Analysis, *TWE*, p. 151
- _____ ⇨ *CD-ROM Program*, Resource Lesson 4-4, Interactive Lesson 4-4
- _____ ⇨ *Interactive Mathematics Tools Software*

3 PRACTICE/APPLY

- _____ Check for Understanding, *SE*, p. 152

Homework Assignments (pp. 152-153)

_____ Core: 13-39 odd, 40-44 _____ Enriched: 12-34 even, 36-44
 _____ Alternate Assignment: _____

- _____ Extra Practice, *SE*, p. 578
- _____ ⇨ *Practice Masters*, p. 27
- _____ ⇨  *Georgia Parent and Student Study Guide Workbook*, p. 30

4 ASSESS

- _____ Closing Activity, Modeling, *TWE*, p. 153
- _____ Extending the Lesson, *TWE*, p. 153
- _____ ⇨ *Enrichment Masters*, p. 27
- _____ Mid-Chapter Self Test, *SE*, p. 153

KEY *SE* = Student Edition *TWE* = Teacher's Wraparound Edition ⇨ = Other Program Components



Lesson Planning Guide (pp. 154-157)



Teacher's Name _____ Dates _____
Grade _____ Class _____ M Tu W Th F

Objectives

_____ Express fractions and ratios in simplest form.

NCTM Standards: 1, 6-10
Georgia Quality Core Curriculum: Grade 7: 1

1 FOCUS

- _____ 5-Minute Check, *TWE*, p. 154
- _____ ⇨ Transparency 4-5A
- _____ Motivating the Lesson, Communication, *TWE*, p. 154
- _____ Cross-Curriculum Cue, *TWE*, p. 154

2 TEACH

- _____ ⇨ Transparency 4-5B
- _____ Thinking Algebraically, *TWE*, p. 155
- _____ In-Class Examples, *TWE*, p. 155
- _____ ⇨ *Study Guide Masters*, p. 28
- _____ Reteaching the Lesson, *TWE*, p. 156
- _____ Error Analysis, *TWE*, p. 156
- _____ ⇨ *Transition Booklet*, pp. 23-28
- _____ ⇨ *CD-ROM Program*, Resource Lesson 4-5

3 PRACTICE/APPLY

- _____ Check for Understanding, *SE*, pp. 155-156


Homework Assignments (pp. 156-157)	
_____ Core: 9-33 odd, 35-39	_____ Enriched: 10-28 even, 30-33, 35-39
_____ Optional: 34 (Working on the Chapter Project)	
_____ Alternate Assignment: _____	

- _____ Extra Practice, *SE*, p. 578
- _____ ⇨ *Practice Masters*, p. 28
- _____ ⇨ *Georgia Parent and Student Study Guide Workbook*, p. 31

4 ASSESS

- _____ Closing Activity, Speaking, *TWE*, p. 157
- _____ ⇨ *Assessment and Evaluation Masters*, Mid-Chapter Test, p. 98
- _____ ⇨ *Assessment and Evaluation Masters*, Quiz B, p. 99
- _____ Extending the Lesson, *TWE*, p. 157
- _____ ⇨ *Enrichment Masters*, p. 28

KEY	<i>SE</i> = Student Edition	<i>TWE</i> = Teacher's Wraparound Edition	⇨ = Other Program Components
------------	-----------------------------	---	------------------------------



Lesson Planning Guide (pp. 158-160)



Teacher's Name _____ Dates _____
Grade _____ Class _____ M Tu W Th F

Objectives

_____ Illustrate the meaning of percent using models or symbols.

NCTM Standards: 1, 6-10
Georgia Quality Core Curriculum: Grade 7: 1, 40

1 FOCUS

- _____ 5-Minute Check, *TWE*, p. 158
- _____ ⇨ Transparency 4-6A
- _____ Motivating the Lesson, Problem Solving, *TWE*, p. 158

2 TEACH

- _____ ⇨ Transparency 4-6B
- _____ Using the Mini-Lab, *TWE*, p. 158
- _____ ⇨ *Teacher's Guide for Overhead Manipulative Resources*, Mini-Lab for Lesson 4-6
- _____ In-Class Examples, *TWE*, p. 159
- _____ ⇨ *Study Guide Masters*, p. 29
- _____ Reteaching the Lesson, *TWE*, p. 159
- _____ ⇨ *CD-ROM Program*, Resource Lesson 4-6

3 PRACTICE/APPLY

- _____ Check for Understanding, *SE*, p. 159

Homework Assignments (p. 160)


_____ Core: 11-29 odd, 30-33 _____ Enriched: 10-26 even, 27-33
 _____ Alternate Assignment: _____

- _____ Extra Practice, *SE*, p. 578
- _____ ⇨ *Practice Masters*, p. 29
- _____ ⇨ *Georgia Parent and Student Study Guide Workbook*, p. 32

4 ASSESS

- _____ Closing Activity, Modeling, *TWE*, p. 160
- _____ Extending the Lesson, *TWE*, p. 160
- _____ ⇨ *Enrichment Masters*, p. 29

KEY *SE* = Student Edition *TWE* = Teacher's Wraparound Edition ⇨ = Other Program Components



Lesson Planning Guide (pp. 161-164)



Teacher's Name _____ Dates _____

Grade _____ Class _____ M Tu W Th F

Objectives

_____ Express fractions as percents, and percents and decimals as fractions.

NCTM Standards: 1, 6-10
Georgia Quality Core Curriculum: Grade 7: 1, 2, 29, 35

1 FOCUS

- _____ 5-Minute Check, *TWE*, p. 161
- _____ ⇨ Transparency 4-7A
- _____ Motivating the Lesson, Problem Solving, *TWE*, p. 161
- _____ Multiple Learning Styles, Logical, *TWE*, p. 161

2 TEACH

- _____ ⇨ Transparency 4-7B
- _____ Mastering Basic Skills, *TWE*, p. 162
- _____ In-Class Examples, *TWE*, p. 162
- _____ ⇨ *Study Guide Masters*, p. 30
- _____ Reteaching the Lesson, *TWE*, p. 162
- _____ ⇨ *CD-ROM Program*, Resource Lesson 4-7

3 PRACTICE/APPLY

- _____ Check for Understanding, *SE*, pp. 162-163


Homework Assignments (pp. 163-164)	
_____ Core: 13-41 odd, 44-49	_____ Enriched: 14-38 even, 39-42, 44-49
_____ Optional: 43 (Working on the Chapter Project)	
_____ Alternate Assignment: _____	

- _____ Extra Practice, *SE*, p. 579
- _____ ⇨ *Practice Masters*, p. 30
- _____ ⇨ *Technology Masters*, Calculator Activity, p. 33
- _____ ⇨ *Technology Masters*, Spreadsheet Activity, p. 34
- _____ ⇨ *Georgia Parent and Student Study Guide Workbook*, p. 33

4 ASSESS

- _____ Closing Activity, Writing, *TWE*, p. 164
- _____ Extending the Lesson, *TWE*, p. 164
- _____ ⇨ *Enrichment Masters*, p. 30

KEY	<i>SE</i> = Student Edition	<i>TWE</i> = Teacher's Wraparound Edition	⇨ = Other Program Components
------------	-----------------------------	---	------------------------------



Lesson Planning Guide (pp. 165-168)



Teacher's Name _____ Dates _____

Grade _____ Class _____ M Tu W Th F

Objectives

_____ Find the probability of a simple event.

NCTM Standards: 1, 5-10
Georgia Quality Core Curriculum: Grade 7: 1, 36

1 FOCUS

- _____ 5-Minute Check, *TWE*, p. 165
- _____ ⇨ Transparency 4-8A
- _____ Motivating the Lesson, Hands-On-Activity, *TWE*, p. 165
- _____ Multiple Learning Styles, Kinesthetic, *TWE*, p. 165

2 TEACH

- _____ ⇨ Transparency 4-8B
- _____ In-Class Examples, *TWE*, p. 166
- _____ Using the Mini-Lab, *TWE*, p. 166
- _____ ⇨ *Teacher's Guide for Overhead Manipulative Resources*, Mini-Lab for Lesson 4-8
- _____ ⇨ *Study Guide Masters*, p. 31
- _____ Reteaching the Lesson, *TWE*, p. 166
- _____ ⇨ *CD-ROM Program*, Resource Lesson 4-8, Extended Activity 4-8

3 PRACTICE/APPLY

- _____ Check for Understanding, *SE*, p. 167

Homework Assignments (pp. 167-168)	
_____ Core: 9-25 odd, 27-30	_____ Enriched: 10-22 even, 23-25, 27-30
_____ Optional: 26 (Working on the Chapter Project)	
_____ Alternate Assignment: _____	

- _____ Extra Practice, *SE*, p. 579
- _____ ⇨ *Practice Masters*, p. 31
- _____ ⇨ *School to Career Masters*, p. 17
- _____ ⇨ *Georgia Parent and Student Study Guide Workbook*, p. 34

4 ASSESS

- _____ Family Activity, *SE*, p. 168
- _____ Closing Activity, Modeling, *TWE*, p. 168
- _____ ⇨ *Assessment and Evaluation Masters*, Quiz C, p. 100
- _____ Extending the Lesson, *TWE*, p. 168
- _____ ⇨ *Enrichment Masters*, p. 31

KEY	<i>SE</i> = Student Edition	<i>TWE</i> = Teacher's Wraparound Edition	⇨ = Other Program Components
------------	-----------------------------	---	------------------------------



Lesson Planning Guide (pp. 169-171)



Teacher's Name _____ Dates _____

Grade _____ Class _____ M Tu W Th F

Objectives

_____ Find the least common multiple of two or more numbers.

NCTM Standards: 1, 6-10
Georgia Quality Core Curriculum: Grade 7: 1, 16, 31, 35

1 FOCUS

_____ 5-Minute Check, *TWE*, p. 169

_____ ⇨ Transparency 4-9A

_____ Motivating the Lesson, Problem Solving, *TWE*, p. 169

2 TEACH

_____ ⇨ Transparency 4-9B

_____ Reading Mathematics, *TWE*, p. 170

_____ In-Class Examples, *TWE*, p. 170

_____ ⇨ *Study Guide Masters*, p. 32

_____ Reteaching the Lesson, *TWE*, p. 170

_____ Error Analysis, *TWE*, p. 170

_____ ⇨ *CD-ROM Program*, Resource Lesson 4-9, Interactive Lesson 4-9

3 PRACTICE/APPLY

_____ Check for Understanding, *SE*, pp. 170-171

Homework Assignments (p. 171)

_____ Core: 11-31 odd, 33-37

_____ Enriched: 12-30 even, 31-37

_____ Alternate Assignment: _____

_____ Extra Practice, *SE*, p. 579

_____ ⇨ *Practice Masters*, p. 32

_____ ⇨ *Georgia Parent and Student Study Guide Workbook*, p. 35


4 ASSESS

_____ Closing Activity, Writing, *TWE*, p. 171

_____ Extending the Lesson, *TWE*, p. 171

_____ ⇨ *Enrichment Masters*, p. 32

KEY SE = Student Edition TWE = Teacher's Wraparound Edition ⇨ = Other Program Components



Lesson Planning Guide (pp. 172-175)



Teacher's Name _____ Dates _____

Grade _____ Class _____ M Tu W Th F

Objectives

_____ Compare and order fractions.

NCTM Standards: 1, 5-9
Georgia Quality Core Curriculum: Grade 7: 1, 28

1 FOCUS

- _____ 5-Minute Check, *TWE*, p. 172
- _____ ⇨ Transparency 4-10A
- _____ Motivating the Lesson, Hands-On-Activity, *TWE*, p. 172

2 TEACH

- _____ ⇨ Transparency 4-10B
- _____ Using Calculators, *TWE*, p. 173
- _____ In-Class Examples, *TWE*, p. 173
- _____ ⇨ *Study Guide Masters*, p. 33
- _____ Reteaching the Lesson, *TWE*, p. 174
- _____ ⇨ *CD-ROM Program*, Resource Lesson 4-10

3 PRACTICE/APPLY

- _____ Check for Understanding, *SE*, p. 174

Homework Assignments (pp. 174-175)	
_____ Core: 13-41 odd, 42-47	_____ Enriched: 14-38 even, 39-47
_____ Alternate Assignment: _____	

- _____ Extra Practice, *SE*, p. 580
- _____ ⇨ *Practice Masters*, p. 33
- _____ ⇨ *Georgia Parent and Student Study Guide Workbook*, p. 36

4 ASSESS

- _____ Let the Games Begin, *SE*, p. 175
- _____ Closing Activity, Speaking, *TWE*, p. 175
- _____ ⇨ *Assessment and Evaluation Masters*, Quiz D, p. 100
- _____ Extending the Lesson, *TWE*, p. 175
- _____ ⇨ *Enrichment Masters*, p. 33

KEY	<i>SE</i> = Student Edition	<i>TWE</i> = Teacher's Wraparound Edition	⇨ = Other Program Components
------------	-----------------------------	---	------------------------------



Review and Assessment (pp. 176-181)



Teacher's Name _____ Dates _____

Grade _____ Class _____
Review M Tu W Th F
Testing M Tu W Th F

_____ Study Guide and Assessment, *SE*, pp. 176-179

_____ Standardized Test Practice, *SE*, pp. 180-181

_____ Chapter Test, *SE*, p. 610

⇔ **Assessment and Evaluation Masters (pp. 85-103)**

Multiple-Choice Tests

_____ Form 1A, 1B, or 1C, pp. 85-90

_____ Standardized Test Practice, pp. 101-102

Free-Response Tests

_____ Form 2A, 2B, or 2C, pp. 91-96

_____ Performance Assessment, p. 97

_____ Cumulative Review, p. 103

_____ ⇔ *MindJogger Videoquizzes*, Chapter 4

_____ ⇔ *Test and Review Software*

_____ ⇔ *CD-ROM Assessment Game*

_____ ⇔ *State Test Preparation CD-ROM*

_____ ⇔  *Georgia Parent and Student Study Guide Workbook*, p. 37

_____ ⇔  *Georgia Stanford 9 Practice and Sample Test Workbook*

KEY *SE* = Student Edition *TWE* = Teacher's Wraparound Edition ⇔ = Other Program Components