

1 Problem Solving and Algebra



Chapter Pacing Guide


Please note that this pacing guide is based upon completing the entire text in 165 classes, approximately 50 minutes each. More time can be allotted for this chapter if you do not plan to teach the entire text.

<i>Day (Standard)</i>	<i>Day (Honors)</i>	<i>Lesson</i>	<i>Title</i>
1	1	*Chapter Project	Theme: Technology Home Page Bound
2		1-1	A Plan for Problem Solving
3	2	1-2	Powers and Exponents
4	3	1-3	Variables, Expressions, and Equations
		*1-3B	TECHNOLOGY LAB Graphing Calculators Evaluating Expressions
5	4	1-4	Solving Subtraction and Addition Equations
6	5	1-5	Solving Division and Multiplication Equations
7	6	1-6	Writing Expressions and Equations
8	7	1-7A	THINKING LAB Problem Solving Work Backward
9	8 & 9	1-7	Solving Two-Step Equations
		*1-7B	HANDS-ON LAB Cooperative Learning Function Machines
10	10	1-8	Integration: Geometry Perimeter and Area
11	11	1-9	Solving Inequalities
12	12	Review: Study Guide and Assessment	
13	13	Assessment: Chapter Test	

* *Optional*

Chapter Resources

<p>Meeting Individual Needs <i>Investigations for the Special Education Student,</i> Vacation Getaways, pp. 1-2; Dining Out, p. 7 <i>Spanish Study Guide and Assessment</i> <i>Study Guide and Practice Workbook</i></p>	<p>Technology <i>Electronic Teacher's Classroom</i> <i>Resources (ETCR)</i> www.glencoe.com/sec/math/mac/mathnet</p>
<p>Interactive Mathematics: Activities and Investigations Units 9 and 11</p>	<p>Applications <i>Family Letters and Activities</i>, pp. 53-54 <i>Spanish Family Letters and Activities</i>, pp. 53-54</p>



Chapter Project (pp. 2-3)



Teacher's Name _____ Dates _____

Grade _____ Class _____ M Tu W Th F

Objectives

- _____ Use the four-step problem-solving plan to design and organize their home pages.
- _____ Gain an awareness of the technology available for designing home pages.
- _____ Extend their ability to express themselves verbally and graphically.


Theme: Technology

- _____ Chapter Project, *SE*, p. 3
- _____ Chapter 1 Notes, *TWE*, p. 2
- _____ Question of the Day, *TWE*, p. 2
- _____ ⇄ *Investigations and Projects Masters*, pp. 17-20

Homework Assignments

- _____ p. 7, Working on the Chapter Project, Exercise 7
- _____ p. 25, Working on the Chapter Project, Exercise 34
- _____ p. 41, Working on the Chapter Project, Exercise 21
- _____ p. 51, Completing the Chapter Project, Alternative Assessment

KEY SE = Student Edition TWE = Teacher's Wraparound Edition ⇄ = Other Program Components



Lesson Planning Guide (pp. 4-7)



Teacher's Name _____ Dates _____

Grade _____ Class _____ M Tu W Th F

Objectives

_____ Solve problems by using the four-step plan.

NCTM Standards: 1, 6-9
Georgia Quality Core Curriculum: Grade 8: 1, 40

1 FOCUS

- _____ 5-Minute Check, *TWE*, p. 4
- _____ ⇨ Transparency 1-1A
- _____ Motivating the Lesson, Problem Solving, *TWE*, p. 4
- _____ Cross-Curriculum Cue, *TWE*, p. 4

2 TEACH

- _____ ⇨ Transparency 1-1B
- _____ Modeling Mathematics, *TWE*, p. 5
- _____ In-Class Examples *TWE*, pp. 5, 6
- _____ ⇨ *Study Guide Masters*, p. 1
- _____ Reteaching the Lesson, *TWE*, p. 6
- _____ ⇨ *Transition Booklet*, pp. 7-8
- _____ ⇨ *CD-ROM Program*, Resource Lesson 1-1

3 PRACTICE/APPLY

- _____ Check for Understanding, *SE*, pp. 6-7


Homework Assignments (p. 7)	
_____	Core: 6, 8-11 Enriched: 6, 8-11
_____	Optional: 7 (Working on the Chapter Project)
_____	Alternate Assignment: _____

- _____ Extra Practice, *SE*, p. 605
- _____ ⇨ *Practice Masters*, p. 1
- _____ ⇨ *Georgia Parent and Student Study Guide Workbook*, p. 1

4 ASSESS

- _____ Closing Activity, Writing, *TWE*, p. 7
- _____ Extending the Lesson, *TWE*, p. 7
- _____ ⇨ Enrichment Masters, p. 1

KEY	<i>SE</i> = Student Edition	<i>TWE</i> = Teacher's Wraparound Edition	⇨ = Other Program Components
------------	-----------------------------	---	------------------------------



Lesson Planning Guide (pp. 8-10)



Teacher's Name _____ Dates _____

Grade _____ Class _____ M Tu W Th F

Objectives

_____ Use powers and exponents in expressions.

NCTM Standards: 1, 3, 6-9
Georgia Quality Core Curriculum: Grade 8: 1, 32

1 FOCUS

- _____ 5-Minute Check, *TWE*, p. 8
- _____ ⇨ Transparency 1-2A
- _____ Motivating the Lesson, Problem Solving, *TWE*, p. 8


2 TEACH

- _____ ⇨ Transparency 1-2B
- _____ Reading Mathematics, *TWE*, p. 8
- _____ In-Class Examples, *TWE*, p. 9
- _____ ⇨ *Study Guide Masters*, p. 2
- _____ Reteaching the Lesson, *TWE*, p. 9
- _____ Error Analysis, *TWE*, p. 9
- _____ ⇨ *Transition Booklet*, pp. 9-10
- _____ ⇨ *CD-ROM Program*, Resource Lesson 1-2
- _____ ⇨ *Interactive Mathematics Tools Software*

3 PRACTICE/APPLY

- _____ Check for Understanding, *SE*, p. 9


Homework Assignments (p. 10)	
_____ Core: 13-37 odd, 38-40	_____ Enriched: 12-34 even, 35-40
_____ Alternate Assignment: _____	

- _____ Extra Practice, *SE*, p. 605
- _____ ⇨ *Practice Masters*, p. 2
- _____ ⇨ *Technology Masters*, Calculator Activity, p. 53
- _____ ⇨  *Georgia Parent and Student Study Guide Workbook*, p. 2

4 ASSESS

- _____ Closing Activity, Speaking, *TWE*, p. 10
- _____ Extending the Lesson, *TWE*, p. 10
- _____ ⇨ *Enrichment Masters*, p. 2

KEY	<i>SE</i> = Student Edition	<i>TWE</i> = Teacher's Wraparound Edition	⇨ = Other Program Components
-----	-----------------------------	---	------------------------------



Lesson Planning Guide (pp. 11-15)



Teacher's Name _____ Dates _____

Grade _____ Class _____ M Tu W Th F

Objectives

_____ Evaluate expressions and find the solutions of equations.

NCTM Standards: 1, 2, 6-9
Georgia Quality Core Curriculum: Grade 8: 1, 3, 7, 8, 9, 10, 17, 32

1 FOCUS

- _____ 5-Minute Check, *TWE*, p. 11
- _____ ⇨ Transparency 1-3A
- _____ Motivating the Lesson, Problem Solving, *TWE*, p. 11
- _____ Multiple Learning Styles, Kinesthetic, *TWE*, p. 11

2 TEACH

- _____ Transparency 1-3B
- _____ Thinking Algebraically, *TWE*, p. 12
- _____ In-Class Examples, *TWE*, pp. 12-13
- _____ ⇨ *Study Guide Masters*, p. 2
- _____ Reteaching the Lesson, *TWE*, p. 14
- _____ ⇨ *CD-ROM Program*, Resource Lesson 1-3

3 PRACTICE/APPLY

- _____ Check for Understanding, *SE*, p. 14
- _____ Error Analysis, *TWE*, p. 14


Homework Assignments (pp. 14-15)	
_____ Core: 15-43 odd, 44-48	_____ Enriched: 14-40 even, 42-48
_____ Alternate Assignment: _____	

- _____ Extra Practice, *SE*, p. 605
- _____ ⇨ *Practice Masters*, p. 3
- _____ ⇨ *Georgia Parent and Student Study Guide Workbook*, p. 3

4 ASSESS

- _____ Closing Activity, Writing, *TWE*, p. 15
- _____ ⇨ *Assessment and Evaluation Masters*, Quiz A, p. 15
- _____ Extending the Lesson, *TWE*, p. 5
- _____ ⇨ *Enrichment Masters*, p. 3

KEY	<i>SE</i> = Student Edition	<i>TWE</i> = Teacher's Wraparound Edition	⇨ = Other Program Components
------------	-----------------------------	---	------------------------------



Lesson Planning Guide (p. 16)



Teacher's Name _____ Dates _____

Grade _____ Class _____ M Tu W Th F

Objectives

_____ Evaluate expressions by using a graphing calculator.

NCTM Standards:

1, 2, 6, 8

Georgia Quality Core Curriculum:

Grade 8: 1, 3, 8, 9

MANAGEMENT

_____ Getting Started, *TWE*, p. 16

_____ ⇄ *Hands-On Lab Masters*, p. 33: calculator layout

ASSESS

_____ *TWE*, p. 16

Class Activity (p. 16)

_____ All: 1-5

_____ Alternate Assignment: _____

_____ Math Journal, *TWE*, p. 16

KEY SE = Student Edition TWE = Teacher's Wraparound Edition ⇄ = Other Program Components



Lesson Planning Guide (pp. 17-20)



Teacher's Name _____ Dates _____

Grade _____ Class _____ M Tu W Th F

Objectives

_____ Solve equations by using the subtraction and addition properties of equality.

NCTM Standards: 1-3, 6-10
Georgia Quality Core Curriculum: Grade 8: 1, 8, 10

1 FOCUS

- _____ 5-Minute Check, *TWE*, p. 17
- _____ ⇨ Transparency 1-4A
- _____ Motivating the Lesson, Hands-On-Activity, *TWE*, p. 17

2 TEACH

- _____ Transparency 1-4B
- _____ Using the Mini-Lab, *TWE*, p. 18
- _____ ⇨ *Teacher's Guide for Overhead Manipulative Resources*, Mini-Lab for Lesson 1-4
- _____ In-Class Examples, *TWE*, p. 18
- _____ ⇨ *Study Guide Masters*, p. 4
- _____ Reteaching the Lesson, *TWE*, p. 19
- _____ ⇨ *CD-ROM Program*, Resource Lesson 1-4, Interactive Lesson 1-4
- _____ ⇨ *Interactive Mathematics Tools Software*

3 PRACTICE/APPLY

- _____ Check for Understanding, *SE*, p. 19
- _____ Error Analysis, *TWE*, p. 19


Homework Assignments (pp. 19-20)	
_____ Core: 13-31 odd, 33-37	_____ Enriched: 12-28 even, 30-37
_____ Alternate Assignment: _____	

- _____ Extra Practice, *SE*, p. 606
- _____ ⇨ *Practice Masters*, p. 4
- _____ ⇨ *Classroom Games*, pp. 1-2
- _____ Math in the Media, *SE*, p. 20
- _____ ⇨ *Georgia Parent and Student Study Guide Workbook*, p. 4

4 ASSESS

- _____ Closing Activity, Modeling, *TWE*, p. 20
- _____ Extending the Lesson, *TWE*, p. 20
- _____ ⇨ *Enrichment Masters*, p. 4

KEY <i>SE</i> = Student Edition <i>TWE</i> = Teacher's Wraparound Edition ⇨ = Other Program Components
--



Lesson Planning Guide (pp. 21-26)



Teacher's Name _____ Dates _____

Grade _____ Class _____ M Tu W Th F

Objectives

_____ Solve equations by using the division and multiplication properties of equality.

NCTM Standards: 1-3, 6-10
Georgia Quality Core Curriculum: Grade 8: 1, 7, 10

1 FOCUS

- _____ 5-Minute Check, *TWE*, p. 21
- _____ ⇨ Transparency 1-5A
- _____ Motivating the Lesson, Communication, *TWE*, p. 21

2 TEACH

- _____ ⇨ Transparency 1-5B
- _____ Using the Mini-Lab, *TWE*, p. 21
- _____ ⇨ *Teacher's Guide for Overhead Manipulative Resources*, Mini-Lab for Lesson 1-5
- _____ Multiple Learning Styles, Intrapersonal, *TWE*, p. 21
- _____ In-Class Examples, *TWE*, pp. 22, 23
- _____ ⇨ *Study Guide Masters*, p. 5
- _____ Reteaching the Lesson, *TWE*, p. 23
- _____ Error Analysis, *TWE*, p. 23
- _____ ⇨ *Transition Booklet*, pp. 11-12
- _____ ⇨ *Interactive Mathematics Tools Software*
- _____ ⇨ *CD-ROM Program*, Resource Lesson 1-5, Interactive Lesson 1-5

3 PRACTICE/APPLY

- _____ Check for Understanding, *SE*, p. 23

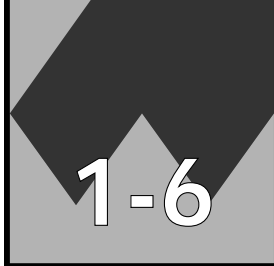
Homework Assignments (pp. 24-25)	
_____ Core: 11-33 odd, 35-38	_____ Enriched: 12-30 even, 31-33, 35-38
_____ Optional: 34 (Working on the Chapter Project)	
_____ Alternate Assignment: _____	

- _____ Extra Practice, *SE*, p. 606
- _____ ⇨ *Practice Masters*, p. 5
- _____ ⇨ *Diversity Masters*, p. 27
- _____ School to Career Activity, *SE*, p. 26
- _____ ⇨ *Georgia Parent and Student Study Guide Workbook*, p. 5

4 ASSESS

- _____ Closing Activity, Modeling, *TWE*, p. 25
- _____ Mid-Chapter Self Test, *SE*, p. 25
- _____ Extending the Lesson, *TWE*, p. 25
- _____ ⇨ *Enrichment Masters*, p. 5
- _____ ⇨ *Assessment and Evaluation Masters*, Mid-Chapter Test, p. 14

KEY	<i>SE</i> = Student Edition	<i>TWE</i> = Teacher's Wraparound Edition	⇨ = Other Program Components
------------	-----------------------------	---	------------------------------



Lesson Planning Guide (pp. 27-29)



Teacher's Name _____ Dates _____

Grade _____ Class _____ M Tu W Th F

_____ ⇨ *Assessment and Evaluation Masters*, Quiz B, p. 15

Objectives

_____ Write algebraic expressions and equations from verbal phrases and sentences.

NCTM Standards: 1, 2, 6-10
Georgia Quality Core Curriculum: Grade 8: 1, 5, 6

1 FOCUS

- _____ 5-Minute Check, *TWE*, p. 27
- _____ ⇨ Transparency 1-6A
- _____ Motivating the Lesson, Communication, *TWE*, p. 27
- _____ Multiple Learning Styles, Auditory, *TWE*, p. 27

2 TEACH

- _____ Transparency 1-6B
- _____ Reading Mathematics, *TWE*, p. 27
- _____ In-Class Examples, *TWE*, p. 28
- _____ ⇨ *Study Guide Masters*, p. 6
- _____ Reteaching the Lesson, *TWE*, p. 28
- _____ ⇨ *CD-ROM Program*, Resource Lesson 1-6

3 PRACTICE/APPLY

_____ Check for Understanding, *SE*, p. 28

Homework Assignments (p. 29)	
_____ Core: 11-31 odd, 32-36	_____ Enriched: 12-28 even, 29-36
_____ Alternate Assignment: _____	

- _____ Extra Practice, *SE*, p. 606
- _____ ⇨ *Practice Masters*, p. 6
- _____ ⇨ *Science and Mathematics Lab Manual*, pp. 49-52
- _____ Family Activity, *SE*, p. 29
- _____ ⇨ *Georgia Parent and Student Study Guide Workbook*, p. 6

4 ASSESS

- _____ Closing Activity, Writing, *TWE*, p. 29
- _____ Extending the Lesson, *TWE*, p. 29
- _____ ⇨ *Enrichment Masters*, p. 6

KEY	<i>SE</i> = Student Edition	<i>TWE</i> = Teacher's Wraparound Edition	⇨ = Other Program Components
------------	-----------------------------	---	------------------------------



Lesson Planning Guide (pp. 30-31)



Teacher's Name _____ Dates _____

Grade _____ Class _____ M Tu W Th F

Objectives

_____ Solve problems by working backward.

1 FOCUS

_____ Getting Started, *TWE*, p. 30

2 TEACH

_____ In-Class Example, *TWE*, p. 30

_____ Reteaching the Lesson, *TWE*, p. 30

3 PRACTICE/APPLY

_____ Check for Understanding, *TWE*, p. 31

NCTM Standards: 1, 6-9
Georgia Quality Core Curriculum: Grade 8: 1, 40

Homework Assignments (p. 31)

_____ All: 5-14

_____ Alternate Assignment: _____

_____ Extra Practice, *SE*, p. 607


_____ Mixed Problem Solving, *SE*, pp. 645-646

4 ASSESS

_____ Closing Activity, Modeling, *TWE*, p. 31

_____ Extending the Lesson, *TWE*, p. 31

KEY SE = Student Edition TWE = Teacher's Wraparound Edition ⇔ = Other Program Components



Lesson Planning Guide (pp. 32-36)



Teacher's Name _____ Dates _____

Grade _____ Class _____ M Tu W Th F

Objectives

_____ Solve two-step equations.

NCTM Standards: 1, 2, 6-10
Georgia Quality Core Curriculum: Grade 8: 1, 5, 6, 8, 10, 15, 34

1 FOCUS

- _____ 5-Minute Check, *TWE*, p. 32
- _____ ⇨ Transparency 1-7A
- _____ Motivating the Lesson, Problem Solving, *TWE*, p. 32

2 TEACH

- _____ ⇨ Transparency 1-7B
- _____ Using the Mini-Lab, *TWE*, p. 33
- _____ ⇨ *Teacher's Guide for Overhead Manipulative Resources*, Mini-Lab for Lesson 1-7
- _____ In-Class Examples, *TWE*, pp. 33, 34
- _____ ⇨ *Study Guide Masters*, p. 7
- _____ Reteaching the Lesson, *TWE*, p. 35
- _____ ⇨ *CD-ROM Program*, Resource Lesson 1-7, Interactive Lesson 1-7
- _____ ⇨ *Interactive Mathematics Tools Software*

3 PRACTICE/APPLY

- _____ Check for Understanding, *SE*, p. 35
- _____ Error Analysis, *TWE*, p. 35


Homework Assignments (pp. 35-36)	
_____ Core: 13-37 odd, 38-43	_____ Enriched: 12-34 even, 35-43
_____ Alternate Assignment: _____	

- _____ Extra Practice, *SE*, p. 607
- _____ ⇨ *Practice Masters*, p. 7
- _____ ⇨ *Georgia Parent and Student Study Guide Workbook*, p. 7

4 ASSESS

- _____ Closing Activity, Modeling, *TWE*, p. 36
- _____ ⇨ *Assessment and Evaluation Masters*, Quiz C, p. 16
- _____ Extending the Lesson, *TWE*, p. 36
- _____ ⇨ *Enrichment Masters*, p. 7

KEY	<i>SE</i> = Student Edition	<i>TWE</i> = Teacher's Wraparound Edition	⇨ = Other Program Components
------------	-----------------------------	---	------------------------------



Lesson Planning Guide (p. 37)



Teacher's Name _____ Dates _____

Grade _____ Class _____ M Tu W Th F

Objectives

_____ Use function machines to find output from a given input and vice versa.

NCTM Standards:

1, 2, 6-9

Georgia Quality Core Curriculum:

Grade 8: 1, 2

MANAGEMENT

_____ Getting Started, *TWE*, p. 37

ASSESS

_____ *TWE*, p. 37

_____ ⇄ *Hands-On Lab Masters*, p. 40


Class Activity (p. 37)

_____ All: 1-6

_____ Alternate Assignment: _____

_____ Math Journal, *TWE*, p. 37

KEY SE = Student Edition TWE = Teacher's Wraparound Edition ⇄ = Other Program Components



Lesson Planning Guide (pp. 38-42)



Teacher's Name _____ Dates _____

Grade _____ Class _____ M Tu W Th F

Objectives

_____ Find the perimeters and areas of rectangles, squares, and parallelograms.

NCTM Standards: 1-4, 6-10
Georgia Quality Core Curriculum: Grade 8: 1, 16, 23, 28, 40

1 FOCUS

- _____ 5-Minute Check, *TWE*, p. 38
- _____ ⇨ Transparency 1-8A
- _____ Motivating the Lesson, Communication, *TWE*, p. 38


2 TEACH

- _____ ⇨ Transparency 1-8B
- _____ Using the Mini-Lab, *TWE*, p. 40
- _____ ⇨ *Teacher's Guide for Overhead Manipulative Resources*, Mini-Lab for Lesson 1-8
- _____ In-Class Examples, *TWE*, pp. 39, 40
- _____ ⇨ *Study Guide Masters*, p. 8
- _____ Reteaching the Lesson, *TWE*, p. 40
- _____ ⇨ *CD-ROM Program*, Resource Lesson 1-8, Interactive Lesson 1-8

3 PRACTICE/APPLY

- _____ Check for Understanding, *SE*, pp. 40-41


Homework Assignments (pp. 41-42)	
_____ Core: 9-19 odd, 23, 25-28	_____ Enriched: 10-20 even, 22-28
_____ Optional: 21 (Working on the Chapter Project)	
_____ Alternate Assignment: _____	

- _____ Extra Practice, *SE*, p. 607
- _____ ⇨ *Practice Masters*, p. 8
- _____ ⇨ *Hands-On Lab Masters*, p. 68
- _____ ⇨  *Georgia Parent and Student Study Guide Workbook*, p. 8

4 ASSESS

- _____ Closing Activity, Speaking, *TWE*, p. 42
- _____ Extending the Lesson, *TWE*, p. 42
- _____ ⇨ *Enrichment Masters*, p. 8

KEY	<i>SE</i> = Student Edition	<i>TWE</i> = Teacher's Wraparound Edition	⇨ = Other Program Components
------------	-----------------------------	---	------------------------------



Lesson Planning Guide (pp. 43-47)



Teacher's Name _____ Dates _____
 Grade _____ Class _____ M Tu W Th F

Objectives

_____ Write and solve inequalities.

NCTM Standards: 1, 2, 4, 6-10
Georgia Quality Core Curriculum: Grade 8: 1, 5, 6, 13, 15, 40

1 FOCUS

- _____ 5-Minute Check, *TWE*, p. 43
- _____ ⇨ Transparency 1-9A
- _____ Motivating the Lesson, Hands-On-Activity, *TWE*, p. 44

2 TEACH

- _____ ⇨ Transparency 1-9B
- _____ Using the Mini-Lab, *TWE*, p. 44
- _____ ⇨ *Teacher's Guide for Overhead Manipulative Resources*, Mini-Lab for Lesson 1-9
- _____ In-Class Examples, *TWE*, pp. 44-45
- _____ ⇨ *Study Guide Masters*, p. 9
- _____ Reteaching the Lesson, *TWE*, p. 46
- _____ ⇨ *CD-ROM Program*, Resource Lesson 1-9

3 PRACTICE/APPLY

- _____ Check for Understanding, *SE*, p. 46


Homework Assignments (pp. 46-47)	
_____ Core: 13-33 odd, 35-39	_____ Enriched: 12-32 even, 33-39
_____ Alternate Assignment: _____	

- _____ Extra Practice, *SE*, p. 608
- _____ ⇨ *Practice Masters*, p. 9
- _____ ⇨ *Technology Masters*, Graphing Calculator Activity, p. 54
- _____ ⇨ *School to Career Masters*, p. 27
- _____ ⇨ *Georgia Parent and Student Study Guide Workbook*, p. 9

4 ASSESS

- _____ Let the Games Begin, *SE*, p. 47
- _____ Closing Activity, Speaking, *TWE*, p. 47
- _____ ⇨ *Assessment and Evaluation Masters*, Quiz D, p. 16
- _____ Extending the Lesson, *TWE*, p. 47
- _____ ⇨ *Enrichment Masters*, p. 9

KEY	<i>SE</i> = Student Edition	<i>TWE</i> = Teacher's Wraparound Edition	⇨ = Other Program Components
-----	-----------------------------	---	------------------------------



Review and Assessment (pp. 48-53)



Teacher's Name _____ Dates _____

Grade _____ Class _____
Review M Tu W Th F
Testing M Tu W Th F

_____ Study Guide and Assessment, *SE*, pp. 48-51

_____ Standardized Test Practice, *SE*, pp. 52-53

_____ Chapter Test, *SE*, p. 647

⇔ **Assessment and Evaluation Masters (pp. 1-19)**

Multiple-Choice Tests

_____ Form 1A, 1B, or 1C, pp. 1-6

_____ Standardized Test Practice, pp. 17-18

Free-Response Tests

_____ Form 2A, 2B, or 2C, pp. 7-12

_____ Performance Assessment, p. 13

_____ Cumulative Review, p. 19

_____ ⇔ *MindJogger Videoquizzes, Chapter 1*

_____ ⇔ *Test and Review Software*

_____ ⇔ *CD-ROM Assessment Game*

_____ ⇔ *State Test Preparation CD-ROM*

_____ ⇔  *Georgia Parent and Student Study Guide Workbook, p. 10*

_____ ⇔  *Georgia Stanford 9 Practice and Sample Test Workbook*

KEY *SE* = Student Edition *TWE* = Teacher's Wraparound Edition ⇔ = Other Program Components