

11 Geometry: Using Area and Volume



Chapter Pacing Guide


Please note that this pacing guide is based upon completing the entire text in 165 classes, approximately 50 minutes each. More time can be allotted for this chapter if you do not plan to teach the entire text.

<i>Day (Standard)</i>	<i>Day (Honors)</i>	<i>Lesson</i>	<i>Title</i>
1	1	*Chapter Project	Theme: Kites Up, Up, and Away
2		11-1	Area of Circles
3	2	11-2A	<small>THINKING LAB</small> Problem Solving Make a Model
4	3	11-2	Three-Dimensional Figures
5	4	11-3	Volume of Prisms and Cylinders
6	5	11-4	Volume of Pyramids and Cones
7 & 8		*11-5A	<small>HANDS-ON LAB</small> Cooperative Learning Nets
	6	11-5	Surface Area of Prisms
9 & 10	7 & 8	11-6	Surface Area of Cylinders
		*11-6B	<small>HANDS-ON LAB</small> Cooperative Learning Surface Area and Volume
11	9	11-7	Integration: Measurement Precision and Significant Digits
12	10	Review: Study Guide and Assessment	
13	11	Assessment: Chapter Test	

* *Optional*

Chapter Resources

<p>Meeting Individual Needs <i>Investigations for the Special Education Student</i>, Exploring the Depths of the Sea, pp. 43-44 <i>Spanish Study Guide and Assessment</i> <i>Study Guide and Practice Workbook</i></p>	<p>Technology <i>Electronic Teacher's Classroom</i> <i>Resources (ETCR)</i> www.glencoe.com/sec/math/mac/mathnet</p>
<p>Interactive Mathematics: Activities and Investigations Units 4 and 14</p>	<p>Applications <i>Family Letters and Activities</i>, pp. 73-74 <i>Spanish Family Letters and Activities</i>, pp. 73-74</p>



Chapter Project (pp. 474-475)



Teacher's Name _____ Dates _____

Grade _____ Class _____ M Tu W Th F

Objectives

- _____ Be able to draw three-dimensional figures on grid or dot paper.
- _____ Calculate surface area.
- _____ Determine appropriate measuring instruments.


Theme: Kites

- _____ Chapter Project, *SE*, p. 475
- _____ Chapter 11 Notes, *TWE*, p. 474
- _____ Question of the Day, *TWE*, p. 474
- _____ ⇔ *Investigations and Projects Masters*, pp. 57-60

Homework Assignments

- _____ p. 485, Working on the Chapter Project, Exercise 16
- _____ p. 502, Working on the Chapter Project, Exercise 16
- _____ p. 507, Working on the Chapter Project, Exercise 18
- _____ p. 511, Completing the Chapter Project, Alternative Assessment

KEY SE = Student Edition TWE = Teacher's Wraparound Edition ⇔ = Other Program Components



Lesson Planning Guide (pp. 476-479)



Teacher's Name _____ Dates _____

Grade _____ Class _____ M Tu W Th F

Objectives

_____ Find the areas of circles.

NCTM Standards: 1-3, 5-10
Georgia Quality Core Curriculum: Grade 8: 1, 16, 23, 28, 40

1 FOCUS

_____ 5-Minute Check, *TWE*, p. 476

_____ ⇨ Transparency 11-1A

_____ Motivating the Lesson, Problem Solving, *TWE*, p. 477

2 TEACH

_____ ⇨ Transparency 11-1B

_____ Reading Mathematics, *TWE*, p. 477

_____ In-Class Examples, *TWE*, pp. 477, 478

_____ ⇨ *Study Guide Masters*, p. 86

_____ Reteaching the Lesson, *TWE*, p. 478

_____ ⇨ *CD-ROM Program*, Resource Lesson 11-1

_____ ⇨ *Interactive Mathematics Tools Software*

3 PRACTICE/APPLY

_____ Check for Understanding, *SE*, p. 478

Homework Assignments (p. 479)

_____ Core: 9-21 odd, 22-24

_____ Enriched: 8-18 even, 19-24

_____ Alternate Assignment: _____

_____ Extra Practice, *SE*, p. 636

_____ ⇨ *Practice Masters*, p. 86

_____ ⇨ *Diversity Masters*, p. 37

_____ ⇨ *Georgia Parent and Student Study Guide Workbook*, p. 96


4 ASSESS

_____ Closing Activity, Modeling, *TWE*, p. 479

_____ Extending the Lesson, *TWE*, p. 86

_____ ⇨ *Enrichment Masters*, p. 86

KEY SE = Student Edition TWE = Teacher's Wraparound Edition ⇨ = Other Program Components



Lesson Planning Guide (pp. 480-481)



Teacher's Name _____ Dates _____
 Grade _____ Class _____ M Tu W Th F

Objectives

_____ Solve problems by making a model.

1 FOCUS

_____ Getting Started, *TWE*, p. 480

2 TEACH

_____ In-Class Example, *TWE*, p. 480

_____ Reteaching the Lesson, *TWE*, p. 480

3 PRACTICE/APPLY

_____ Check for Understanding, *TWE*, p. 481

NCTM Standards: 1, 3, 6-10
Georgia Quality Core Curriculum: Grade 8: 1, 19, 40

Homework Assignments (p. 481)

_____ All: 5-13

_____ Alternate Assignment: _____

_____ Extra Practice, *SE*, p. 637

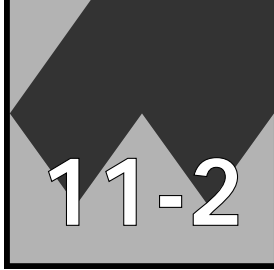
_____ Mixed Problem Solving, *SE*, pp. 645-646

4 ASSESS

_____ Closing Activity, Modeling, *TWE*, p. 481

_____ Extending the Lesson, *TWE*, p. 481

KEY <i>SE</i> = Student Edition <i>TWE</i> = Teacher's Wraparound Edition ⇔ = Other Program Components
--



Lesson Planning Guide (pp. 482-485)



Teacher's Name _____ Dates _____
Grade _____ Class _____ M Tu W Th F

Objectives

_____ Identify and sketch three-dimensional figures.

NCTM Standards: 3, 4, 6-10
Georgia Quality Core Curriculum: Grade 8: 1, 19, 23

1 FOCUS

- _____ 5-Minute Check, *TWE*, p. 482
- _____ ⇨ Transparency 11-2A
- _____ Motivating the Lesson, Hands-On-Activity, *TWE*, p. 482


2 TEACH

- _____ ⇨ Transparency 11-2B
- _____ Reading Mathematics, *TWE*, p. 483
- _____ In-Class Examples, *TWE*, p. 483
- _____ ⇨ *Study Guide Masters*, p. 87
- _____ Reteaching the Lesson, *TWE*, p. 484
- _____ Error Analysis, *TWE*, p. 484
- _____ ⇨ *CD-ROM Program*, Resource Lesson 11-2, Interactive Lesson 11-2

3 PRACTICE/APPLY

- _____ Check for Understanding, *SE*, p. 484


Homework Assignments (pp. 484-485)	
_____ Core: 7-15 odd, 17-19	_____ Enriched: 8-14 even, 15, 17-19
_____ Optional: 16 (Working on the Chapter Project)	
_____ Alternate Assignment: _____	

- _____ Extra Practice, *SE*, p. 637
- _____ ⇨ *Practice Masters*, p. 87
- _____ ⇨ *Classroom Games*, pp. 37-39
- _____ ⇨  *Georgia Parent and Student Study Guide Workbook*, p. 97

4 ASSESS

- _____ Closing Activity, Writing, *TWE*, p. 485
- _____ ⇨ *Assessment and Evaluation Masters*, Quiz A, p. 485
- _____ Extending the Lesson, *TWE*, p. 485
- _____ ⇨ *Enrichment Masters*, p. 87

KEY	<i>SE</i> = Student Edition	<i>TWE</i> = Teacher's Wraparound Edition	⇨ = Other Program Components
------------	-----------------------------	---	------------------------------



Lesson Planning Guide (pp. 486-489)



Teacher's Name _____ Dates _____

Grade _____ Class _____ M Tu W Th F

Objectives

_____ Find the volumes of prisms and cylinders.

NCTM Standards: 1, 3, 6-10
Georgia Quality Core Curriculum: Grade 8: 1, 16, 23, 28, 40, 45

1 FOCUS

- _____ 5-Minute Check, *TWE*, p. 486
- _____ ⇨ Transparency 11-3A
- _____ Motivating the Lesson, Hands-On-Activity, *TWE*, p. 487

2 TEACH

- _____ ⇨ Transparency 11-3B
- _____ Using the Mini-Lab, *TWE*, p. 487
- _____ ⇨ *Teacher's Guide for Overhead Manipulative Resources*, Mini-Lab for Lesson 11-3
- _____ Multiple Learning Styles, Auditory/Musical, *TWE*, p. 487
- _____ In-Class Examples, *TWE*, pp. 487, 488
- _____ ⇨ *Study Guide Masters*, p. 88
- _____ Reteaching the Lesson, *TWE*, p. 488
- _____ ⇨ *CD-ROM Program*, Resource Lesson 11-3, Interactive Lesson 11-3

3 PRACTICE/APPLY

- _____ Check for Understanding, *SE*, p. 488

Homework Assignments (pp. 488-489)


- _____ Core: 7-19 odd, 20-22
- _____ Enriched: 8-16 even, 17-22
- _____ Alternate Assignment: _____

- _____ Extra Practice, *SE*, p. 637
- _____ ⇨ *Practice Masters*, p. 88
- _____ ⇨ *Technology Masters*, Calculator Activity, p. 73
- _____ ⇨ *Science and Mathematics Lab Manual*, pp. 69-72
- _____ ⇨ *Georgia Parent and Student Study Guide Workbook*, p. 98

4 ASSESS

- _____ Closing Activity, Speaking, *TWE*, p. 489
- _____ Extending the Lesson, *TWE*, p. 489
- _____ ⇨ *Enrichment Masters*, p. 88

KEY SE = Student Edition TWE = Teacher's Wraparound Edition ⇨ = Other Program Components



Lesson Planning Guide (pp. 490-493)



Teacher's Name _____ Dates _____

Grade _____ Class _____ M Tu W Th F

Objectives

_____ Find the volumes of pyramids and cones.

NCTM Standards: 1-3, 6-10
Georgia Quality Core Curriculum: Grade 8: 1, 16, 23, 28, 40

1 FOCUS

- _____ 5-Minute Check, *TWE*, p. 490
- _____ ⇨ Transparency 11-4A
- _____ Motivating the Lesson, Problem Solving, *TWE*, p. 490


2 TEACH

- _____ ⇨ Transparency 11-4B
- _____ Using the Mini-Lab, *TWE*, p. 491
- _____ ⇨ *Teacher's Guide for Overhead Manipulative Resources*, Mini-Lab for Lesson 11-4
- _____ In-Class Examples, *TWE*, p. 491
- _____ ⇨ *Study Guide Masters*, p. 89
- _____ Reteaching the Lesson, *TWE*, p. 492
- _____ Error Analysis, *TWE*, p. 492
- _____ ⇨ *CD-ROM Program*, Resource Lesson 11-4

3 PRACTICE/APPLY

- _____ Check for Understanding, *SE*, p. 492

Homework Assignments (pp. 492-493)	
_____ Core: 7-19 odd, 20-22	_____ Enriched: 8-16 even, 17-22
_____ Alternate Assignment: _____	

- _____ Extra Practice, *SE*, p. 638
- _____ ⇨ *Practice Masters*, p. 89
- _____ ⇨ *Hands-On Lab Masters*, p. 78
- _____ ⇨  *Georgia Parent and Student Study Guide Workbook*, p. 99

4 ASSESS

- _____ Closing Activity, Writing, *TWE*, p. 493
- _____ ⇨ *Assessment and Evaluation Masters*, Mid-Chapter Test, p. 294
- _____ ⇨ *Assessment and Evaluation Masters*, Quiz A, p. 295
- _____ Extending the Lesson, *TWE*, p. 493
- _____ ⇨ *Enrichment Masters*, p. 89
- _____ Mid-Chapter Self Test, *SE*, p. 493

KEY	<i>SE</i> = Student Edition	<i>TWE</i> = Teacher's Wraparound Edition	⇨ = Other Program Components
------------	-----------------------------	---	------------------------------



Lesson Planning Guide (p. 494)



Teacher's Name _____ Dates _____

Grade _____ Class _____ M Tu W Th F

Objectives

_____ Recognize a solid from its net and sketch it, and vice versa.

NCTM Standards:

3, 6-10

Georgia Quality Core Curriculum:

Grade 8: 1, 19, 23

MANAGEMENT

_____ Getting Started, *TWE*, p. 494

ASSESS

_____ *TWE*, p. 494

_____ ⇔ *Hands-On Lab Masters*, p. 61


Class Activity (p. 494)

_____ All: 1-5

_____ Alternate Assignment: _____

_____ Math Journal, *TWE*, p. 494

KEY SE = Student Edition TWE = Teacher's Wraparound Edition ⇔ = Other Program Components
--



Lesson Planning Guide (pp. 495-498)



Teacher's Name _____ Dates _____
Grade _____ Class _____ M Tu W Th F

Objectives

_____ Find the surface areas of rectangular and triangular prisms.

NCTM Standards: 1, 3, 6-10
Georgia Quality Core Curriculum: Grade 8: 1, 16, 23, 28, 40

1 FOCUS

- _____ 5-Minute Check, *TWE*, p. 495
- _____ ⇨ Transparency 11-5A
- _____ Motivating the Lesson, Communication, *TWE*, p. 495

2 TEACH

- _____ ⇨ Transparency 11-5B
- _____ Using the Mini-Lab, *TWE*, p. 496
- _____ ⇨ *Teacher's Guide for Overhead Manipulative Resources*, Mini-Lab for Lesson 11-5
- _____ In-Class Examples, *TWE*, p. 496
- _____ ⇨ *Study Guide Masters*, p. 90
- _____ Reteaching the Lesson, *TWE*, p. 496
- _____ Error Analysis, *TWE*, p. 496
- _____ ⇨ *CD-ROM Program*, Resource Lesson 11-5, Interactive Lesson 11-5
- _____ ⇨ *Interactive Mathematics Tools Software*

3 PRACTICE/APPLY

- _____ Check for Understanding, *SE*, pp. 496-497

Homework Assignments (pp. 497-498)	
_____ Core: 9-19 odd, 20-23	_____ Enriched: 8-16 even, 18-23
_____ Alternate Assignment: _____	

- _____ Extra Practice, *SE*, p. 638
- _____ ⇨ *Practice Masters*, p. 90
- _____ ⇨ *Technology Masters*, Graphing Calculator Activity, p. 74
- _____ Family Activity, *SE*, p. 497
- _____ ⇨ *Georgia Parent and Student Study Guide Workbook*, p. 100

4 ASSESS

- _____ Closing Activity, Speaking, *TWE*, p. 498
- _____ Extending the Lesson, *TWE*, p. 498
- _____ ⇨ *Enrichment Masters*, p. 90

KEY <i>SE</i> = Student Edition <i>TWE</i> = Teacher's Wraparound Edition ⇨ = Other Program Components
--



Lesson Planning Guide (pp. 499-502)



Teacher's Name _____ Dates _____

Grade _____ Class _____ M Tu W Th F

Objectives

_____ Find the surface areas of cylinders.

NCTM Standards: 1, 3, 4, 6-10
Georgia Quality Core Curriculum: Grade 8: 1, 16, 23, 28, 40

1 FOCUS

- _____ 5-Minute Check, *TWE*, p. 499
- _____ ⇨ Transparency 11-6A
- _____ Motivating the Lesson, Hands-On-Activity, *TWE*, p. 499

2 TEACH

- _____ ⇨ Transparency 11-6B
- _____ Using the Mini-Lab, *TWE*, p. 500
- _____ ⇨ *Teacher's Guide for Overhead Manipulative Resources*, Mini-Lab for Lesson 11-6
- _____ Multiple Learning Styles, Visual/Spatial, *TWE*, p. 500
- _____ In-Class Examples, *TWE*, p. 500
- _____ ⇨ *Study Guide Masters*, p. 91
- _____ Reteaching the Lesson, *TWE*, p. 501
- _____ Error Analysis, *TWE*, p. 501
- _____ ⇨ *CD-ROM Program*, Resource Lesson 11-6, Interactive Lesson 11-6

3 PRACTICE/APPLY

- _____ Check for Understanding, *SE*, p. 501


Homework Assignments (p. 502)	
_____ Core: 9-15 odd, 17-19	_____ Enriched: 8-14 even, 15, 17-19
_____ Optional: 16 (Working on the Chapter Project)	
_____ Alternate Assignment: _____	

- _____ Extra Practice, *SE*, p. 638
- _____ ⇨ *Practice Masters*, p. 91
- _____ ⇨ *School to Career Masters*, p. 37
- _____ ⇨ *Georgia Parent and Student Study Guide Workbook*, p. 101

4 ASSESS

- _____ Closing Activity, Modeling, *TWE*, p. 502
- _____ ⇨ *Assessment and Evaluation Masters*, Quiz C, p. 502
- _____ Extending the Lesson, *TWE*, p. 502
- _____ ⇨ *Enrichment Masters*, p. 91

KEY	<i>SE</i> = Student Edition	<i>TWE</i> = Teacher's Wraparound Edition	⇨ = Other Program Components
-----	-----------------------------	---	------------------------------



Lesson Planning Guide (p. 503)



Teacher's Name _____ Dates _____
Grade _____ Class _____ M Tu W Th F

Objectives

_____ Investigate how surface area and volume are related.

MANAGEMENT

_____ Getting Started, *TWE*, p. 503

_____ ⇨ *Hands-On Lab Masters*, p. 24: cylinder pattern

ASSESS

_____ *TWE*, p. 503

_____ ⇨ *Hands-On Lab Masters*, p. 62

NCTM Standards: 1, 3, 4, 6-10
Georgia Quality Core Curriculum: Grade 8: 1, 16, 23, 26, 28, 40


Class Activity (p. 503)

_____ All: 1-4

_____ Alternate Assignment: _____

_____ Math Journal, *TWE*, p. 503

KEY SE = Student Edition TWE = Teacher's Wraparound Edition ⇨ = Other Program Components



Lesson Planning Guide (pp. 504-507)



Teacher's Name _____ Dates _____
Grade _____ Class _____ M Tu W Th F

Objectives

_____ Analyze measurements.

NCTM Standards: 1, 4, 6-9
Georgia Quality Core Curriculum: Grade 8: 1, 28

1 FOCUS

- _____ 5-Minute Check, *TWE*, p. 504
- _____ ⇨ Transparency 11-7A
- _____ Motivating the Lesson, Communication, *TWE*, p. 504
- _____ Cross-Curriculum Cue, *TWE*, p. 504


2 TEACH

- _____ ⇨ Transparency 11-7B
- _____ Thinking Algebraically, *TWE*, p. 505
- _____ In-Class Examples, *TWE*, p. 505
- _____ ⇨ *Study Guide Masters*, p. 92
- _____ Reteaching the Lesson, *TWE*, p. 505
- _____ ⇨ *Transition Booklet*, pp. 29-36
- _____ ⇨ *CD-ROM Program*, Resource Lesson 11-7

3 PRACTICE/APPLY

- _____ Check for Understanding, *SE*, pp. 505-506


Homework Assignments (pp. 506-507)	
_____ Core: 7-17 odd, 19-22	_____ Enriched: 8-14 even, 16, 17, 19-22
_____ Optional: 18 (Working on the Chapter Project)	
_____ Alternate Assignment: _____	

- _____ Extra Practice, *SE*, p. 639
- _____ ⇨ *Practice Masters*, p. 92
- _____ Math in the Media, *SE*, p. 507
- _____ ⇨  *Georgia Parent and Student Study Guide Workbook*, p. 102

4 ASSESS

- _____ Closing Activity, Speaking, *TWE*, p. 507
- _____ ⇨ *Assessment and Evaluation Masters*, Quiz D, p. 296
- _____ Extending the Lesson, *TWE*, p. 507
- _____ ⇨ *Enrichment Masters*, p. 92

KEY	<i>SE</i> = Student Edition	<i>TWE</i> = Teacher's Wraparound Edition	⇨ = Other Program Components
-----	-----------------------------	---	------------------------------



Review and Assessment (pp. 508-513)



Teacher's Name _____ Dates _____

Grade _____ Class _____
Review M Tu W Th F
Testing M Tu W Th F

- _____ Study Guide and Assessment, *SE*, pp. 508-511
- _____ Standardized Test Practice, *SE*, pp. 512-513
- _____ Chapter Test, *SE*, p. 657



⇔ **Assessment and Evaluation Masters (pp. 281-299)**

Multiple-Choice Tests

- _____ Form 1A, 1B, or 1C, pp. 281-286
- _____ Standardized Test Practice,
pp. 297-298

Free-Response Tests

- _____ Form 2A, 2B, or 2C, pp. 287-292
- _____ Performance Assessment, p. 293
- _____ Cumulative Review, p. 299

- _____ ⇔ *MindJogger Videoquizzes*, Chapter 11
- _____ ⇔ *Test and Review Software*
- _____ ⇔ *CD-ROM Assessment Game*
- _____ ⇔ *State Test Preparation CD-ROM*
- _____ ⇔  *Georgia Parent and Student Study Guide Workbook*, p. 103
- _____ ⇔  *Georgia Stanford 9 Practice and Sample Test Workbook*

KEY SE = Student Edition TWE = Teacher's Wraparound Edition ⇔ = Other Program Components