

Teacher's Name _____

Class _____ Dates _____ M Tu W Th F

Materials/Resources needed _____

Objective

- Graph linear equations using the intercepts method and the slope-intercept method.

New York Math A Core Curriculum
5G, 7A, 7B, 7C, 3C
Optional Lesson/ Basic Lesson

1 FOCUS

- _____ 5-Minute Check, *TWE*, p. 646
- _____ ⇨ Transparency 12-1A
- _____ Motivating the Lesson, Situational Problem, *TWE*, p. 646

2 TEACH

- _____ In-Class Examples, *TWE*, pp. 647–648
- _____ ⇨ Transparency 12-1B
- _____ Alternative Teaching Strategies, Reading Geometry, *TWE*, p. 648
- _____ Cooperative Learning, Co-op Co-op, *TWE*, p. 647
- _____ Reteaching, Using Abstraction, *TWE*, p. 649
- _____ ⇨ Study Guide Masters, p. 72
- _____ ⇨ Graphing Calculator and Computer Masters, p. 12

3 PRACTICE/APPLY

- _____ Check for Understanding, *SE*, p. 649

Homework Assignments (<i>SE</i>, pp. 649–651)
_____ Core (with proof): 13–41 odd, 42–50
_____ Core (informal): 13–41 odd, 42–50
_____ Enriched: 14–36 even, 37–50
_____ Alternate Assignment: _____

- _____ Extra Practice, *SE*, p. 787
- _____ ⇨ Practice Masters, p. 72
- _____ ⇨ Real-World Applications, 24

4 ASSESS

- _____ Closing Activity, Writing, *TWE*, p. 651
- _____ Extension, Problem Solving, *TWE*, p. 651
- _____ ⇨ Enrichment Masters, p. 72

KEY <i>SE</i> = Student Edition <i>TWE</i> = Teacher's Wraparound Edition ⇨ = Other Program Components
--



Teacher's Name _____

Class _____ Dates _____ M Tu W Th F

Materials/Resources needed _____

Objectives

- Write an equation of a line given information about its graph.
- Solve problems by using equations.

New York Math A Core Curriculum

5G, 7A, 7B, 7C, **5E, 7C**
Optional Lesson/**Basic Lesson**

1 FOCUS

- _____ 5-Minute Check, *TWE*, p. 653
- _____ ⇨ Transparency 12-2A
- _____ Motivating the Lesson, Situational Problem, *TWE*, p. 654

2 TEACH

- _____ Using Technology 12-2A, *SE* and *TWE*, p. 652
- _____ In-Class Examples, *TWE*, pp. 654-655
- _____ ⇨ Transparency 12-2B
- _____ Alternative Learning Styles, Auditory, *TWE*, p. 654
- _____ Reteaching, Using Examples, *TWE*, p. 655
- _____ ⇨ Study Guide Masters, p. 73
- _____ ⇨ Modeling Mathematics Masters, pp. 59-62

3 PRACTICE/APPLY

- _____ Check for Understanding, *SE*, p. 655
- _____ Error Analysis, *TWE*, p. 655

Homework Assignments (SE, pp. 656-659)

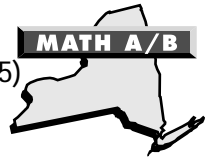
- _____ Core (with proof): 13-45 odd, 47-56
- _____ Core (informal): 13-45 odd, 47-53, 55-56
- _____ Enriched: 14-40 even, 42-56
- _____ Alternate Assignment: _____

- _____ Extra Practice, *SE*, p. 788
- _____ ⇨ Practice Masters, p. 73

4 ASSESS

- _____ Closing Activity, Modeling, *TWE*, p. 659
- _____ Extension, Reasoning, *TWE*, p. 658
- _____ ⇨ Enrichment Masters, p. 73
- _____ ⇨ Assessment and Evaluation Masters, Quiz A, p. 324

KEY *SE* = Student Edition *TWE* = Teacher's Wraparound Edition ⇨ = Other Program Components



Teacher's Name _____

Class _____ Dates _____ M Tu W Th F

Materials/Resources needed _____

Objective

- Relate statistics and equations of lines to geometric concepts.

New York Math A Core Curriculum
5D, 5J, 6E
Optional Lesson/ Basic Lesson

1 FOCUS

- _____ 5-Minute Check, *TWE*, p. 660
- _____ ⇨ Transparency 12-3A
- _____ Motivating the Lesson, Questioning, *TWE*, p. 661

2 TEACH

- _____ In-Class Examples, *TWE*, p. 661
- _____ ⇨ Transparency 12-3B
- _____ Cooperative Learning, Group Discussion, *TWE*, p. 661
- _____ Alternative Learning Styles, Kinesthetic, *TWE*, p. 663
- _____ Reteaching, Using a Graphing Calculator, *TWE*, p. 662
- _____ ⇨ Study Guide Masters, p. 74

3 PRACTICE/APPLY

- _____ Check for Understanding, *SE*, p. 662
- _____ Error Analysis, *TWE*, p. 662

Homework Assignments (<i>SE</i>, pp. 663-665)
_____ Core (with proof): 11-31 odd, 32-39
_____ Core (informal): 11-31 odd, 32-39
_____ Enriched: 12-28 even, 29-39
_____ Alternate Assignment: _____

- _____ Extra Practice, *SE*, p. 788
- _____ ⇨ Practice Masters, p. 74
- _____ ⇨ Tech Prep Applications Masters, p. 23
- _____ ⇨ Real-World Applications, 25

4 ASSESS

- _____ Closing Activity, Writing, *TWE*, p. 665
- _____ Extension, Communication, *TWE*, p. 665
- _____ Self Test, *SE*, p. 665
- _____ ⇨ Enrichment Masters, p. 74
- _____ ⇨ Multicultural Activity Masters, p. 23
- _____ ⇨ Assessment and Evaluation Masters, Quiz B, p. 324
- _____ ⇨ Assessment and Evaluation Masters, Mid-Chapter Test, p. 323

KEY <i>SE</i> = Student Edition <i>TWE</i> = Teacher's Wraparound Edition ⇨ = Other Program Components
--



Teacher's Name _____

Class _____ Dates _____ M Tu W Th F

Materials/Resources needed _____

Objective

- Prove theorems using coordinate proofs.

New York Math A Core Curriculum
1A
Optional Lesson/ Basic Lesson

1 FOCUS

- _____ 5-Minute Check, *TWE*, p. 666
- _____ ⇨ Transparency 12-4A
- _____ Motivating the Lesson, Questioning, *TWE*, p. 666

2 TEACH

- _____ In-Class Examples, *TWE*, p. 667
- _____ ⇨ Transparency 12-4B
- _____ Reteaching, Using Cooperative Groups, *TWE*, p. 668
- _____ ⇨ Study Guide Masters, p. 75
- _____ ⇨ Modeling Mathematics Masters, p. 90

3 PRACTICE/APPLY

- _____ Check for Understanding, *SE*, p. 668
- _____ Error Analysis, *TWE*, p. 668

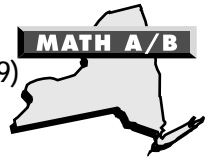
Homework Assignments (<i>SE</i>, pp. 669-671)
_____ Core (with proof): 13-33 odd, 35-42
_____ Core (informal): 13-15 odd, 31,33, 35-42
_____ Enriched: 12-30 even, 31-42
_____ Alternate Assignment: _____

- _____ Extra Practice, *SE*, p. 788
- _____ ⇨ Practice Masters, p. 75

4 ASSESS

- _____ Closing Activity, Speaking, *TWE*, p. 671
- _____ Extension, Connections, *TWE*, p. 671
- _____ ⇨ Enrichment Masters, p. 75

KEY <i>SE</i> = Student Edition <i>TWE</i> = Teacher's Wraparound Edition ⇨ = Other Program Components
--



Teacher's Name _____

Class _____ Dates _____ M Tu W Th F

Materials/Resources needed _____

Objectives

- Find the magnitude and direction of a vector.
- Determine if two vectors are equal.
- Perform operations with vectors.

New York Math A Core Curriculum**4F, 5C**Optional Lesson/**Basic Lesson****1 FOCUS**

- _____ 5-Minute Check, *TWE*, p. 673
- _____ ⇨ Transparency 12-5A
- _____ Motivating the Lesson, Hands-On Activity, *TWE*, p. 673

2 TEACH

- _____ Modeling Mathematics 12-5A, *SE* and *TWE*, p. 672
- _____ In-Class Examples, *TWE*, pp. 674–676
- _____ ⇨ Transparency 12-5B
- _____ Alternative Learning Styles, Visual, *TWE*, p. 674
- _____ Reteaching, Using Hands-On Activity, *TWE*, p. 676
- _____ ⇨ Study Guide Masters, p. 76

3 PRACTICE/APPLY

- _____ Check for Understanding, *SE*, p. 676
- _____ Error Analysis, *TWE*, p. 676

Homework Assignments (SE, pp. 677–679)

- _____ Core (with proof): 17–57 odd, 58–69
- _____ Core (informal): 17–43 odd, 47–57 odd, 59–69
- _____ Enriched: 18–52 even, 53–69
- _____ Alternate Assignment: _____

- _____ Extra Practice, *SE*, p. 789
- _____ ⇨ Practice Masters, p. 76
- _____ ⇨ Tech Prep Applications Masters, p. 24

4 ASSESS

- _____ Closing Activity, Modeling, *TWE*, p. 679
- _____ Extension, Connections, *TWE*, p. 678
- _____ ⇨ Enrichment Masters, p. 76
- _____ ⇨ Assessment and Evaluation Masters, Quiz C, p. 325

KEY *SE* = Student Edition *TWE* = Teacher's Wraparound Edition ⇨ = Other Program Components



Teacher's Name _____

Class _____ Dates _____ M Tu W Th F

Materials/Resources needed _____

Objectives

- Locate a point in space.
- Use the distance and midpoint formulas for points in space.
- Determine the center and radius of a sphere.

New York Math A Core Curriculum

Optional Lesson

1 FOCUS

_____ 5-Minute Check, *TWE*, p. 680
 _____ ⇨ Transparency 12-6A

_____ Motivating the Lesson, Hands-On
 Activity, *TWE*, p. 680

2 TEACH

_____ In-Class Examples, *TWE*, pp. 681–682
 _____ ⇨ Transparency 12-6B
 _____ ⇨ Study Guide Masters, p. 77

_____ Reteaching, Using Global Thinking,
TWE, p. 683

3 PRACTICE/APPLY

_____ Check for Understanding, *SE*, p. 683

Homework Assignments (SE, pp. 684–686)

_____ Core (with proof): 15–51 odd, 53–63
 _____ Core (informal): 15–45 odd, 49, 51, 53, 55–63
 _____ Enriched: 16–48 even, 49–63
 _____ Alternate Assignment: _____

_____ Extra Practice, *SE*, p. 789
 _____ ⇨ Practice Masters, p. 77


_____ ⇨ Real-World Applications, 26

4 ASSESS

_____ Closing Activity, Speaking, *TWE*, p. 686
 _____ Extension, Problem Solving, *TWE*, p. 686
 _____ ⇨ Enrichment Masters, p. 77

_____ ⇨ Multicultural Activity Masters, p. 24
 _____ ⇨ Assessment and Evaluation Masters,
 Quiz D, p. 325

Review and Assessment Options

_____ Chapter 12 Highlights, *SE*, p. 687
 _____ Chapter 12 Study Guide and Assessment, *SE*, pp. 688–690
 _____ Chapter 12 Alternative Assessment, *SE*, p. 691
 _____ Chapter 12 Test, *SE*, p. 804
 _____ ⇨ MindJogger Videoquizzes, Chapter 12
 _____ ⇨ Assessment and Evaluation Masters, Chapter 12 Tests, pp. 309–320; Calculator-Based Test,
 p. 321; Performance Assessment, p. 322; Standardized Test Practice, p. 326; Cumulative Review,
 pp. 327–328
 _____ ⇨ Test and Review Software
 _____ ⇨ State Test Preparation CD-ROM
 _____ ⇨  New York Practice and Sample Test Workbook, Math A

KEY *SE* = Student Edition *TWE* = Teacher's Wraparound Edition ⇨ = Other Program Components