

# 10 Algebra: Graphing Functions



## Chapter Pacing Guide


Please note that this pacing guide is based upon completing the entire text in 165 classes, approximately 50 minutes each. More time can be allotted for this chapter if you do not plan to teach the entire text.

Day (Standard)	Day (Honors)	Lesson	Title
1	1 & 2	*Chapter Project	Theme: Computer Games Games People Play
2		10-1	Functions
		*10-1B	TECHNOLOGY LAB Graphing Calculators Function Tables
3	3	10-2	Using Tables to Graph Functions
4	4	10-3	Equations With Two Variables
5 & 6	5 & 6	*10-4A	HANDS-ON LAB Cooperative Learning Graphing Relationships
		10-4	Graphing Linear Functions
		*10-4B	TECHNOLOGY LAB Graphing Calculators Linear Functions
7	7	10-5	Graphing Systems of Equations
8	8	10-6A	THINKING LAB Problem Solving Use a Graph
9	9	10-6	Graphing Quadratic Functions
10	10	10-7	Integration: Geometry Translations
11	11	10-8	Integration: Geometry Reflections
12	12	10-9	Integration: Geometry Rotations
13	13	Review: Study Guide and Assessment	
14	14	Assessment: Chapter Test	

\* Optional

## Chapter Resources

<p><b>Meeting Individual Needs</b>  <i>Investigations for the Special Education Student</i>,            How Does Your Garden Grow?, pp. 39-42  <i>Spanish Study Guide and Assessment</i>  <i>Study Guide and Practice Workbook</i></p>	<p><b>Technology</b>  <i>Electronic Teacher's Classroom Resources (ETCR)</i>  <a href="http://www.glencoe.com/sec/math/mac/mathnet">www.glencoe.com/sec/math/mac/mathnet</a></p>
<p><b>Interactive Mathematics: Activities and Investigations</b>            Units 15 and 16</p>	<p><b>Applications</b>  <i>Family Letters and Activities</i>, pp. 71-72  <i>Spanish Family Letters and Activities</i>, pp. 71-72</p>



# Chapter Project (pp. 426-427)



Teacher's Name \_\_\_\_\_ Dates \_\_\_\_\_

Grade \_\_\_\_\_ Class \_\_\_\_\_ M Tu W Th F

## Objectives

- \_\_\_\_\_ Gain an understanding of how computer games are developed.
- \_\_\_\_\_ Be able to explain the relationship between math functions and the creation of computer games.
- \_\_\_\_\_ State/local objectives: \_\_\_\_\_


## Theme: Computer Games

- \_\_\_\_\_ Chapter Project, *SE*, p. 427
- \_\_\_\_\_ Chapter 10 Notes, *TWE*, p. 426
- \_\_\_\_\_ Question of the Day, *TWE*, p. 426
- \_\_\_\_\_ ⇄ *Investigations and Projects Masters*, pp. 53-56

### Homework Assignments

- \_\_\_\_\_ p. 444, Working on the Chapter Project, Exercise 21
- \_\_\_\_\_ p. 449, Working on the Chapter Project, Exercise 22
- \_\_\_\_\_ p. 467, Working on the Chapter Project, Exercise 18
- \_\_\_\_\_ p. 471, Completing the Chapter Project, Alternative Assessment

KEY SE = Student Edition TWE = Teacher's Wraparound Edition ⇄ = Other Program Components



# Lesson Planning Guide (pp. 428-431)



Teacher's Name \_\_\_\_\_ Dates \_\_\_\_\_

Grade \_\_\_\_\_ Class \_\_\_\_\_ M Tu W Th F

## Objectives

- \_\_\_\_\_ Complete function tables.
- \_\_\_\_\_ State/local objectives: \_\_\_\_\_

<b>NCTM Standards:</b> 1, 2, 6-9
<b>South Carolina Math Curriculum Standards</b>
<b>Grade 8:</b> ALG I.B.1., ALG III.A.1., ALG IV.A.1.

## 1 FOCUS

- \_\_\_\_\_ 5-Minute Check, *TWE*, p. 428
- \_\_\_\_\_ ⇨ Transparency 10-1A
- \_\_\_\_\_ Motivating the Lesson, Communication, *TWE*, p. 428
- \_\_\_\_\_ Multiple Learning Styles, Naturalist, *TWE*, p. 428

## 2 TEACH

- \_\_\_\_\_ ⇨ Transparency 10-1B
- \_\_\_\_\_ Reading Mathematics, *TWE*, p. 429
- \_\_\_\_\_ In-Class Examples, *TWE*, p. 429
- \_\_\_\_\_ ⇨ *Study Guide Masters*, p. 77
- \_\_\_\_\_ Reteaching the Lesson, *TWE*, p. 429
- \_\_\_\_\_ Error Analysis, *TWE*, p. 429
- \_\_\_\_\_ ⇨ *CD-ROM Program*, Resource Lesson 10-1, Interactive Lesson 10-1
- \_\_\_\_\_ ⇨ *Interactive Mathematics Tools Software*

## 3 PRACTICE/APPLY

- \_\_\_\_\_ Check for Understanding, *SE*, pp. 429-430

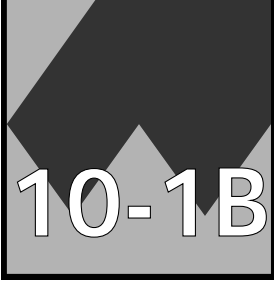
<b>Homework Assignments (pp. 430-431)</b>	
_____ Core: 9-21 odd, 22-25	_____ Enriched: 8-18 even, 19-25
_____ Alternate Assignment: _____	

- \_\_\_\_\_ Extra Practice, *SE*, p. 633
- \_\_\_\_\_ ⇨ *Practice Masters*, p. 77
- \_\_\_\_\_ ⇨ *Technology Masters*, Calculator Activity, p. 71
- \_\_\_\_\_ ⇨ *South Carolina Parent and Student Study Guide Workbook*, p. 86

## 4 ASSESS

- \_\_\_\_\_ Let the Games Begin, *SE*, p. 431
- \_\_\_\_\_ Closing Activity, Speaking, *TWE*, p. 431
- \_\_\_\_\_ Extending the Lesson, *TWE*, p. 431
- \_\_\_\_\_ ⇨ *Enrichment Masters*, p. 77

<b>KEY</b>	<i>SE</i> = Student Edition	<i>TWE</i> = Teacher's Wraparound Edition	⇨ = Other Program Components
------------	-----------------------------	---	------------------------------



# Lesson Planning Guide (p. 432)



Teacher's Name \_\_\_\_\_ Dates \_\_\_\_\_

Grade \_\_\_\_\_ Class \_\_\_\_\_ M Tu W Th F

## Objectives

- \_\_\_\_\_ Create function tables by using a graphing calculator.
- \_\_\_\_\_ State/local objectives: \_\_\_\_\_

<b>NCTM Standards:</b> 1, 2
<b>South Carolina Math Curriculum Standards</b> <b>Grade 8:</b> ALG I.B.1., ALG IV.A.1.

## MANAGEMENT

- \_\_\_\_\_ Getting Started, *TWE*, p. 432
- \_\_\_\_\_ ⇨ *Hands-On Lab Masters*, p. 33: calculator layout

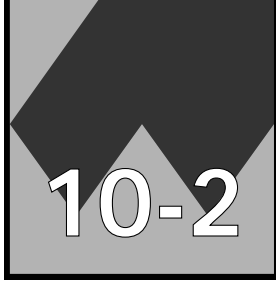
## ASSESS

- \_\_\_\_\_ *TWE*, p. 432

<b>Class Activity (p. 432)</b>
_____ All: 1-4
_____ Alternate Assignment: _____

- \_\_\_\_\_ Math Journal, *TWE*, p. 432

KEY	SE = Student Edition	TWE = Teacher's Wraparound Edition	⇨ = Other Program Components
-----	----------------------	------------------------------------	------------------------------



# Lesson Planning Guide (pp. 433-436)



Teacher's Name \_\_\_\_\_ Dates \_\_\_\_\_

Grade \_\_\_\_\_ Class \_\_\_\_\_ M Tu W Th F

## Objectives

- \_\_\_\_\_ Graph functions by using function tables.
- \_\_\_\_\_ State/local objectives: \_\_\_\_\_

<b>NCTM Standards:</b> 1-3, 6-10
<b>South Carolina Math Curriculum Standards</b>
<b>Grade 8:</b> ALG I.B.1., ALG I.C.1., ALG IV.A.1.

## 1 FOCUS

- \_\_\_\_\_ 5-Minute Check, *TWE*, p. 433
- \_\_\_\_\_ ⇨ Transparency 10-2A
- \_\_\_\_\_ Motivating the Lesson, Problem Solving, *TWE*, p. 433

## 2 TEACH

- \_\_\_\_\_ ⇨ Transparency 10-2B
- \_\_\_\_\_ Thinking Algebraically, *TWE*, p. 433
- \_\_\_\_\_ In-Class Examples, *TWE*, p. 434
- \_\_\_\_\_ ⇨ *Study Guide Masters*, p. 78
- \_\_\_\_\_ Reteaching the Lesson, *TWE*, p. 434
- \_\_\_\_\_ Error Analysis, *TWE*, p. 434
- \_\_\_\_\_ ⇨ *CD-ROM Program*, Resource Lesson 10-2, Interactive Lesson 10-2
- \_\_\_\_\_ ⇨ *Interactive Mathematics Tools Software*

## 3 PRACTICE/APPLY

- \_\_\_\_\_ Check for Understanding, *SE*, p. 434


<b>Homework Assignments (p. 435)</b>	
_____ Core: 7-11 odd, 12, 14, 16-18	_____ Enriched: 6-12 even, 13-18
_____ Alternate Assignment: _____	

- \_\_\_\_\_ Extra Practice, *SE*, p. 633
- \_\_\_\_\_ ⇨ *Practice Masters*, p. 78
- \_\_\_\_\_ School to Career Activity, *SE*, p. 436
- \_\_\_\_\_ ⇨ *South Carolina Parent and Student Study Guide Workbook*, p. 87

## 4 ASSESS

- \_\_\_\_\_ Closing Activity, Modeling, *TWE*, p. 435
- \_\_\_\_\_ Extending the Lesson, *TWE*, p. 435
- \_\_\_\_\_ ⇨ *Enrichment Masters*, p. 78

<b>KEY</b>	<i>SE</i> = Student Edition	<i>TWE</i> = Teacher's Wraparound Edition	⇨ = Other Program Components
------------	-----------------------------	---	------------------------------



# Lesson Planning Guide (pp. 437-440)



Teacher's Name \_\_\_\_\_ Dates \_\_\_\_\_

Grade \_\_\_\_\_ Class \_\_\_\_\_ M Tu W Th F

## Objectives

- \_\_\_\_\_ Find solutions of equations with two variables.
- \_\_\_\_\_ State/local objectives: \_\_\_\_\_

<b>NCTM Standards:</b> 1, 2, 6-9
<b>South Carolina Math Curriculum Standards</b>  <b>Grade 8: ALG I.B.1., ALG IV.A.1.</b>

## 1 FOCUS

- \_\_\_\_\_ 5-Minute Check, *TWE*, p. 437
- \_\_\_\_\_ ⇨ Transparency 10-3A
- \_\_\_\_\_ Motivating the Lesson, Problem Solving, *TWE*, p. 437
- \_\_\_\_\_ Cross-Curriculum Cue, *TWE*, p. 437

## 2 TEACH

- \_\_\_\_\_ ⇨ Transparency 10-3B
- \_\_\_\_\_ Using Connections, *TWE*, p. 438
- \_\_\_\_\_ In-Class Examples, *TWE*, p. 438
- \_\_\_\_\_ ⇨ *Study Guide Masters*, p. 79
- \_\_\_\_\_ Reteaching the Lesson, *TWE*, p. 439
- \_\_\_\_\_ Error Analysis, *TWE*, p. 439
- \_\_\_\_\_ ⇨ *CD-ROM Program*, Resource Lesson 10-3

## 3 PRACTICE/APPLY

- \_\_\_\_\_ Check for Understanding, *SE*, p. 439


<b>Homework Assignments (pp. 439-440)</b>	
_____ Core: 9-19 odd, 20-23	_____ Enriched: 8-16 even, 18-23
_____ Alternate Assignment: _____	

- \_\_\_\_\_ Extra Practice, *SE*, p. 634
- \_\_\_\_\_ ⇨ *Practice Masters*, p. 79
- \_\_\_\_\_ Math in the Media, *SE*, p. 440
- \_\_\_\_\_ ⇨ *South Carolina Parent and Student Study Guide Workbook*, p. 88

## 4 ASSESS

- \_\_\_\_\_ Closing Activity, Writing, *TWE*, p. 440
- \_\_\_\_\_ ⇨ *Assessment and Evaluation Masters*, Quiz A, p. 267
- \_\_\_\_\_ Extending the Lesson, *TWE*, p. 440
- \_\_\_\_\_ ⇨ *Enrichment Masters*, p. 79

KEY	SE = Student Edition	TWE = Teacher's Wraparound Edition	⇨ = Other Program Components
-----	----------------------	------------------------------------	------------------------------



# Lesson Planning Guide (p. 441)



Teacher's Name \_\_\_\_\_ Dates \_\_\_\_\_

Grade \_\_\_\_\_ Class \_\_\_\_\_ M Tu W Th F

## Objectives

- \_\_\_\_\_ Determine a linear function to describe data.
- \_\_\_\_\_ State/local objectives: \_\_\_\_\_

<b>NCTM Standards:</b> 1, 2, 5-9
<b>South Carolina Math Curriculum Standards</b> <b>Grade 8:</b> ALG I.B.1., ALG I.C.1., ALG III.A.1., ALG IV.A.1.

## MANAGEMENT

- \_\_\_\_\_ Getting Started, *TWE*, p. 441
- \_\_\_\_\_ ⇨ *Hands-On Lab Masters*, p. 11: grid paper
- \_\_\_\_\_ ⇨ *Teacher's Guide for Overhead Manipulative Resources*, Lesson 10-4A
- \_\_\_\_\_ ⇨ *Overhead Manipulative Resources*: coordinate grid transparency


## ASSESS

- \_\_\_\_\_ *TWE*, p. 441
- \_\_\_\_\_ ⇨ *Hands-On Lab Masters*, p. 60

<b>Class Activity (p. 441)</b>
_____ All: 1-3
_____ Alternate Assignment: _____

- \_\_\_\_\_ Math Journal, *TWE*, p. 441

KEY	SE = Student Edition	TWE = Teacher's Wraparound Edition	⇨ = Other Program Components
-----	----------------------	------------------------------------	------------------------------



# Lesson Planning Guide (pp. 442-444)



Teacher's Name \_\_\_\_\_ Dates \_\_\_\_\_

Grade \_\_\_\_\_ Class \_\_\_\_\_ M Tu W Th F

## Objectives

- \_\_\_\_\_ Graph linear functions by plotting points.
- \_\_\_\_\_ State/local objectives: \_\_\_\_\_

<b>NCTM Standards:</b> 1-3, 6-10
<b>South Carolina Math Curriculum Standards</b> <b>Grade 8:</b> ALG I.B.1., ALG I.C.1., ALG II.B.1., ALG III.A.1., ALG IV.A.1.

## 1 FOCUS

- \_\_\_\_\_ 5-Minute Check, *TWE*, p. 442
- \_\_\_\_\_ ⇨ Transparency 10-4A
- \_\_\_\_\_ Motivating the Lesson, Hands-On-Activity, *TWE*, p. 442

## 2 TEACH

- \_\_\_\_\_ ⇨ Transparency 10-4B
- \_\_\_\_\_ Using the Mini-Lab, *TWE*, p. 442
- \_\_\_\_\_ ⇨ *Teacher's Guide for Overhead Manipulative Resources*, Mini-Lab for Lesson 10-4
- \_\_\_\_\_ In-Class Examples, *TWE*, p. 443
- \_\_\_\_\_ ⇨ *Study Guide Masters*, p. 80
- \_\_\_\_\_ Reteaching the Lesson, *TWE*, p. 443
- \_\_\_\_\_ Error Analysis, *TWE*, p. 443
- \_\_\_\_\_ ⇨ *CD-ROM Program*, Resource Lesson 10-4

## 3 PRACTICE/APPLY

- \_\_\_\_\_ Check for Understanding, *SE*, pp. 443-444

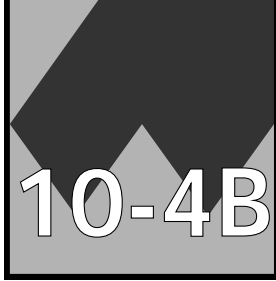
<b>Homework Assignments (p. 444)</b>	
_____ Core: 9-19 odd, 22-25	_____ Enriched: 8-18 even, 19, 20, 22-25
_____ Optional: 21 (Working on the Chapter Project)	
_____ Alternate Assignment: _____	

- \_\_\_\_\_ Extra Practice, *SE*, p. 634
- \_\_\_\_\_ ⇨ *Practice Masters*, p. 80
- \_\_\_\_\_ ⇨ *South Carolina Parent and Student Study Guide Workbook*, p. 89

## 4 ASSESS

- \_\_\_\_\_ Closing Activity, Modeling, *TWE*, p. 444
- \_\_\_\_\_ Extending the Lesson, *TWE*, p. 444
- \_\_\_\_\_ ⇨ *Enrichment Masters*, p. 80

KEY	SE = Student Edition	TWE = Teacher's Wraparound Edition	⇨ = Other Program Components
-----	----------------------	------------------------------------	------------------------------



# Lesson Planning Guide (p. 445)



Teacher's Name \_\_\_\_\_ Dates \_\_\_\_\_

Grade \_\_\_\_\_ Class \_\_\_\_\_ M Tu W Th F

## Objectives

- \_\_\_\_\_ Graph linear equations on a graphing calculator.
- \_\_\_\_\_ State/local objectives: \_\_\_\_\_

## MANAGEMENT

- \_\_\_\_\_ Getting Started, *TWE*, p. 445

## ASSESS


- \_\_\_\_\_ *TWE*, p. 445

<b>NCTM Standards:</b> 2, 6-9
<b>South Carolina Math Curriculum Standards</b> <b>Grade 8:</b> ALG I.B.1., ALG I.C.1., ALG II.B.1., ALG III.A.1., ALG IV.A.1.

<b>Class Activity (p. 445)</b>
_____ All: 1-8
_____ Alternate Assignment: _____

- \_\_\_\_\_ Math Journal, *TWE*, p. 445

KEY	SE = Student Edition	TWE = Teacher's Wraparound Edition	↔ = Other Program Components
-----	----------------------	------------------------------------	------------------------------



# Lesson Planning Guide (pp. 446-449)



Teacher's Name \_\_\_\_\_ Dates \_\_\_\_\_

Grade \_\_\_\_\_ Class \_\_\_\_\_ M Tu W Th F

## Objectives

- \_\_\_\_\_ Solve systems of linear equations by graphing.
- \_\_\_\_\_ State/local objectives: \_\_\_\_\_

<b>NCTM Standards:</b> 1-3, 6-10
<b>South Carolina Math Curriculum Standards</b> <b>Grade 8:</b> ALG I.B.1., ALG I.C.1., ALG II.B.1., ALG III.A.1.

## 1 FOCUS

- \_\_\_\_\_ 5-Minute Check, *TWE*, p. 446
- \_\_\_\_\_ ⇨ Transparency 10-5A
- \_\_\_\_\_ Motivating the Lesson, Problem Solving, *TWE*, p. 446
- \_\_\_\_\_ Multiple Learning Styles, Verbal/Linguistic, *TWE*, p. 446

## 2 TEACH

- \_\_\_\_\_ ⇨ Transparency 10-5B
- \_\_\_\_\_ Using the Mini-Lab, *TWE*, p. 447
- \_\_\_\_\_ ⇨ *Teacher's Guide for Overhead Manipulative Resources*, Mini-Lab for Lesson 10-5
- \_\_\_\_\_ In-Class Examples, *TWE*, p. 447
- \_\_\_\_\_ ⇨ *Study Guide Masters*, p. 81
- \_\_\_\_\_ Reteaching the Lesson, *TWE*, p. 448
- \_\_\_\_\_ Error Analysis, *TWE*, p. 448
- \_\_\_\_\_ ⇨ *CD-ROM Program*, Resource Lesson 10-5
- \_\_\_\_\_ ⇨ *Interactive Mathematics Tools Software*

## 3 PRACTICE/APPLY

- \_\_\_\_\_ Check for Understanding, *SE*, p. 448

### Homework Assignments (pp. 448-449)

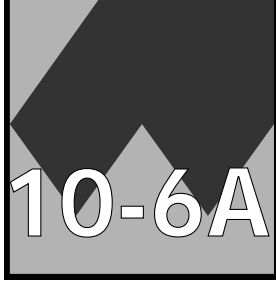
- \_\_\_\_\_ Core: 9-21 odd, 23-26 \_\_\_\_\_ Enriched: 8-20 even, 21, 23-26
- \_\_\_\_\_ Optional: 22 (Working on the Chapter Project)
- \_\_\_\_\_ Alternate Assignment: \_\_\_\_\_

- \_\_\_\_\_ Extra Practice, *SE*, p. 634
- \_\_\_\_\_ ⇨ *Practice Masters*, p. 81
- \_\_\_\_\_ ⇨ *Technology Masters*, Graphing Calculator Activity, p. 72
- \_\_\_\_\_ ⇨ *South Carolina Parent and Student Study Guide Workbook*, p. 90

## 4 ASSESS

- \_\_\_\_\_ Closing Activity, Writing, *TWE*, p. 449
- \_\_\_\_\_ Mid-Chapter Self Test, *SE*, p. 449
- \_\_\_\_\_ ⇨ *Assessment and Evaluation Masters*, Mid-Chapter Test, p. 266
- \_\_\_\_\_ ⇨ *Assessment and Evaluation Masters*, Quiz B, p. 267
- \_\_\_\_\_ Extending the Lesson, *TWE*, p. 449
- \_\_\_\_\_ ⇨ *Enrichment Masters*, p. 81

<b>KEY</b>	<i>SE</i> = Student Edition	<i>TWE</i> = Teacher's Wraparound Edition	⇨ = Other Program Components
------------	-----------------------------	---	------------------------------



# Lesson Planning Guide (pp. 450-451)



Teacher's Name \_\_\_\_\_ Dates \_\_\_\_\_

Grade \_\_\_\_\_ Class \_\_\_\_\_ M Tu W Th F

## Objectives

- \_\_\_\_\_ Solve problems by using a graph.
- \_\_\_\_\_ State/local objectives: \_\_\_\_\_

<b>NCTM Standards:</b> 1, 2, 5-10
<b>South Carolina Math Curriculum Standards</b> <b>Grade 8: NO I.A.1., NO III.A.1.</b>

## 1 FOCUS

- \_\_\_\_\_ Getting Started, *TWE*, p. 450

## 2 TEACH

- \_\_\_\_\_ In-Class Example, *TWE*, p. 450
- \_\_\_\_\_ Reteaching the Lesson, *TWE*, p. 450

## 3 PRACTICE/APPLY

- \_\_\_\_\_ Check for Understanding, *TWE*, p. 451

### Homework Assignments (p. 451)


- \_\_\_\_\_ All: 4-13
- \_\_\_\_\_ Alternate Assignment: \_\_\_\_\_

- \_\_\_\_\_ Extra Practice, *SE*, p. 635
- \_\_\_\_\_ Mixed Problem Solving, *SE*, pp. 645-646

## 4 ASSESS

- \_\_\_\_\_ Closing Activity, Writing, *TWE*, p. 451
- \_\_\_\_\_ Extending the Lesson, *TWE*, p. 451

KEY	SE = Student Edition	TWE = Teacher's Wraparound Edition	↔ = Other Program Components
-----	----------------------	------------------------------------	------------------------------



# Lesson Planning Guide (pp. 452-455)



Teacher's Name \_\_\_\_\_ Dates \_\_\_\_\_

Grade \_\_\_\_\_ Class \_\_\_\_\_ M Tu W Th F

## Objectives

- \_\_\_\_\_ Graph quadratic functions.
- \_\_\_\_\_ State/local objectives: \_\_\_\_\_

<b>NCTM Standards:</b> 1-3, 6-10
<b>South Carolina Math Curriculum Standards</b> <b>Grade 8:</b> ALG I.B.1., ALG I.C.1., ALG III.A.1.

## 1 FOCUS

- \_\_\_\_\_ 5-Minute Check, *TWE*, p. 452
- \_\_\_\_\_ ⇨ Transparency 10-6A
- \_\_\_\_\_ Motivating the Lesson, Hands-On-Activity, *TWE*, p. 452

## 2 TEACH

- \_\_\_\_\_ ⇨ Transparency 10-6B
- \_\_\_\_\_ Reading Mathematics, *TWE*, p. 452
- \_\_\_\_\_ In-Class Examples, *TWE*, p. 453
- \_\_\_\_\_ ⇨ *Study Guide Masters*, p. 82
- \_\_\_\_\_ Reteaching the Lesson, *TWE*, p. 453
- \_\_\_\_\_ Error Analysis, *TWE*, p. 453
- \_\_\_\_\_ ⇨ *CD-ROM Program*, Resource Lesson 10-6
- \_\_\_\_\_ ⇨ *Interactive Mathematics Tools Software*

## 3 PRACTICE/APPLY

- \_\_\_\_\_ Check for Understanding, *SE*, pp. 453-454

### Homework Assignments (pp. 454-455)


- \_\_\_\_\_ Core: 9-23 odd, 25-28                      \_\_\_\_\_ Enriched: 10-22 even, 23-28
- \_\_\_\_\_ Alternate Assignment: \_\_\_\_\_

- \_\_\_\_\_ Extra Practice, *SE*, p. 635
- \_\_\_\_\_ ⇨ *Practice Masters*, p. 82
- \_\_\_\_\_ ⇨ *Science and Mathematics Lab Manual*, pp. 65-68
- \_\_\_\_\_ ⇨ *South Carolina Parent and Student Study Guide Workbook*, p. 91

## 4 ASSESS

- \_\_\_\_\_ Let the Games Begin, *SE*, p. 455
- \_\_\_\_\_ Closing Activity, Speaking, *TWE*, p. 455
- \_\_\_\_\_ Extending the Lesson, *TWE*, p. 455
- \_\_\_\_\_ ⇨ *Enrichment Masters*, p. 82

KEY	SE = Student Edition	TWE = Teacher's Wraparound Edition	⇨ = Other Program Components
-----	----------------------	------------------------------------	------------------------------



# Lesson Planning Guide (pp. 456-459)



Teacher's Name \_\_\_\_\_ Dates \_\_\_\_\_

Grade \_\_\_\_\_ Class \_\_\_\_\_ M Tu W Th F

## Objectives

- \_\_\_\_\_ Graph translations on a coordinate plane.
- \_\_\_\_\_ State/local objectives: \_\_\_\_\_

<b>NCTM Standards:</b> 1-3, 6-10
<b>South Carolina Math Curriculum Standards</b>  <b>Grade 8: GEO II.A.1.,</b> <b>GEO III.B.1.</b>

## 1 FOCUS

- \_\_\_\_\_ 5-Minute Check, *TWE*, p. 456
- \_\_\_\_\_ ⇨ Transparency 10-7A
- \_\_\_\_\_ Motivating the Lesson, Communication, *TWE*, p. 456

## 2 TEACH

- \_\_\_\_\_ ⇨ Transparency 10-7B
- \_\_\_\_\_ Using the Mini-Lab, *TWE*, p. 457
- \_\_\_\_\_ ⇨ *Teacher's Guide for Overhead Manipulative Resources*, Mini-Lab for Lesson 10-7
- \_\_\_\_\_ Multiple Learning Styles, Visual/Spatial, *TWE*, p. 457
- \_\_\_\_\_ In-Class Examples, *TWE*, p. 457
- \_\_\_\_\_ ⇨ *Study Guide Masters*, p. 83
- \_\_\_\_\_ Reteaching the Lesson, *TWE*, p. 458
- \_\_\_\_\_ ⇨ *CD-ROM Program*, Resource Lesson 10-7, Interactive Lesson 10-7

## 3 PRACTICE/APPLY

- \_\_\_\_\_ Check for Understanding, *SE*, p. 458

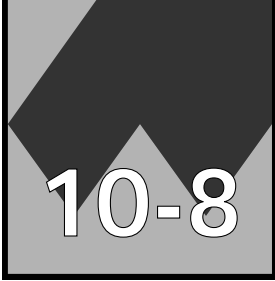
<b>Homework Assignments (pp. 458-459)</b>	
_____ Core: 9-17 odd, 19-22	_____ Enriched: 8-16 even, 17-22
_____ Alternate Assignment: _____	

- \_\_\_\_\_ Extra Practice, *SE*, p. 635
- \_\_\_\_\_ ⇨ *Practice Masters*, p. 83
- \_\_\_\_\_ ⇨ *Hands-On Lab Masters*, p. 17
- \_\_\_\_\_ ⇨ *South Carolina Parent and Student Study Guide Workbook*, p. 92

## 4 ASSESS

- \_\_\_\_\_ Closing Activity, Modeling, *TWE*, p. 459
- \_\_\_\_\_ ⇨ *Assessment and Evaluation Masters*, Quiz C, p. 268
- \_\_\_\_\_ Extending the Lesson, *TWE*, p. 459
- \_\_\_\_\_ ⇨ *Enrichment Masters*, p. 83

<b>KEY</b>	<i>SE</i> = Student Edition	<i>TWE</i> = Teacher's Wraparound Edition	⇨ = Other Program Components
------------	-----------------------------	---	------------------------------



# Lesson Planning Guide (pp. 460-463)



Teacher's Name \_\_\_\_\_ Dates \_\_\_\_\_

Grade \_\_\_\_\_ Class \_\_\_\_\_ M Tu W Th F

## Objectives

- \_\_\_\_\_ Graph reflections on a coordinate plane.
- \_\_\_\_\_ State/local objectives: \_\_\_\_\_

<b>NCTM Standards:</b> 1-3, 6-10
<b>South Carolina Math Curriculum Standards</b> <b>Grade 8:</b> ALG I.C.1., ALG III.A.1., GEO II.A.1., GEO III.B.1., GEO IV.E.1.

## 1 FOCUS

- \_\_\_\_\_ 5-Minute Check, *TWE*, p. 460
- \_\_\_\_\_ ⇨ Transparency 10-8A
- \_\_\_\_\_ Motivating the Lesson, Hands-On-Activity, *TWE*, p. 460

## 2 TEACH

- \_\_\_\_\_ ⇨ Transparency 10-8B
- \_\_\_\_\_ Using the Mini-Lab, *TWE*, p. 461
- \_\_\_\_\_ ⇨ *Teacher's Guide for Overhead Manipulative Resources*, Mini-Lab for Lesson 10-8
- \_\_\_\_\_ In-Class Examples, *TWE*, p. 461
- \_\_\_\_\_ ⇨ *Study Guide Masters*, p. 84
- \_\_\_\_\_ Reteaching the Lesson, *TWE*, p. 462
- \_\_\_\_\_ Error Analysis, *TWE*, p. 462
- \_\_\_\_\_ ⇨ *CD-ROM Program*, Resource Lesson 10-8, Interactive Lesson 10-8

## 3 PRACTICE/APPLY

- \_\_\_\_\_ Check for Understanding, *SE*, p. 462

<b>Homework Assignments (p. 463)</b>	
_____ Core: 7-15 odd, 17-19	_____ Enriched: 8-14 even, 15-19
_____ Alternate Assignment: _____	


- \_\_\_\_\_ Extra Practice, *SE*, p. 636
- \_\_\_\_\_ ⇨ *Practice Masters*, p. 84
- \_\_\_\_\_ ⇨ *Hands-On Lab Masters*, p. 77
- \_\_\_\_\_ ⇨ *School to Career Masters*, p. 36
- \_\_\_\_\_ ⇨ *South Carolina Parent and Student Study Guide Workbook*, p. 93

## 4 ASSESS

- \_\_\_\_\_ Closing Activity, Speaking, *TWE*, p. 463
- \_\_\_\_\_ Extending the Lesson, *TWE*, p. 463
- \_\_\_\_\_ ⇨ *Enrichment Masters*, p. 84.

KEY	SE = Student Edition	TWE = Teacher's Wraparound Edition	⇨ = Other Program Components
-----	----------------------	------------------------------------	------------------------------





# Review and Assessment (pp. 468-473)



Teacher's Name \_\_\_\_\_ Dates \_\_\_\_\_

Grade \_\_\_\_\_ Class \_\_\_\_\_

Review M Tu W Th F  
Testing M Tu W Th F

- \_\_\_\_\_ Study Guide and Assessment, *SE*, pp. 468-471
- \_\_\_\_\_ Standardized Test Practice, *SE*, pp. 472-473
- \_\_\_\_\_ Chapter Test, *SE*, p. 656



## ⇔ **Assessment and Evaluation Masters (pp. 253-271)**

### *Multiple-Choice Tests*

- \_\_\_\_\_ Form 1A, 1B, or 1C, pp. 253-258
- \_\_\_\_\_ Standardized Test Practice, pp. 269-270

### *Free-Response Tests*

- \_\_\_\_\_ Form 2A, 2B, or 2C, pp. 259-264
- \_\_\_\_\_ Performance Assessment, p. 265
- \_\_\_\_\_ Cumulative Review, p. 271

- \_\_\_\_\_ ⇔ *MindJogger Videoquizzes*, Chapter 10
- \_\_\_\_\_ ⇔ *Test and Review Software*
- \_\_\_\_\_ ⇔ *CD-ROM Assessment Game*
- \_\_\_\_\_ ⇔ *State Test Preparation CD-ROM*
- \_\_\_\_\_ ⇔  *South Carolina Parent and Student Study Guide Workbook*, p. 95
- \_\_\_\_\_ ⇔  *South Carolina PACT Workbook and Test Preparation, Grade 8*

KEY SE = Student Edition TWE = Teacher's Wraparound Edition ⇔ = Other Program Components